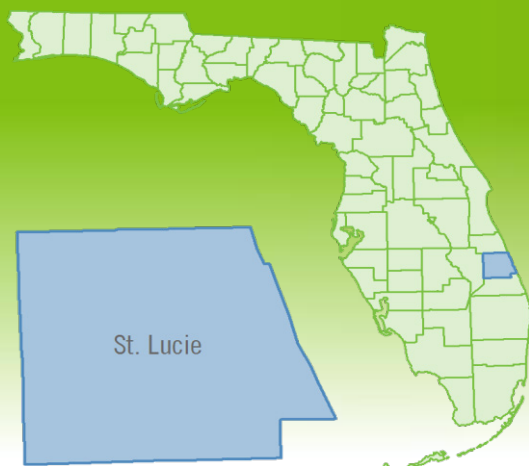


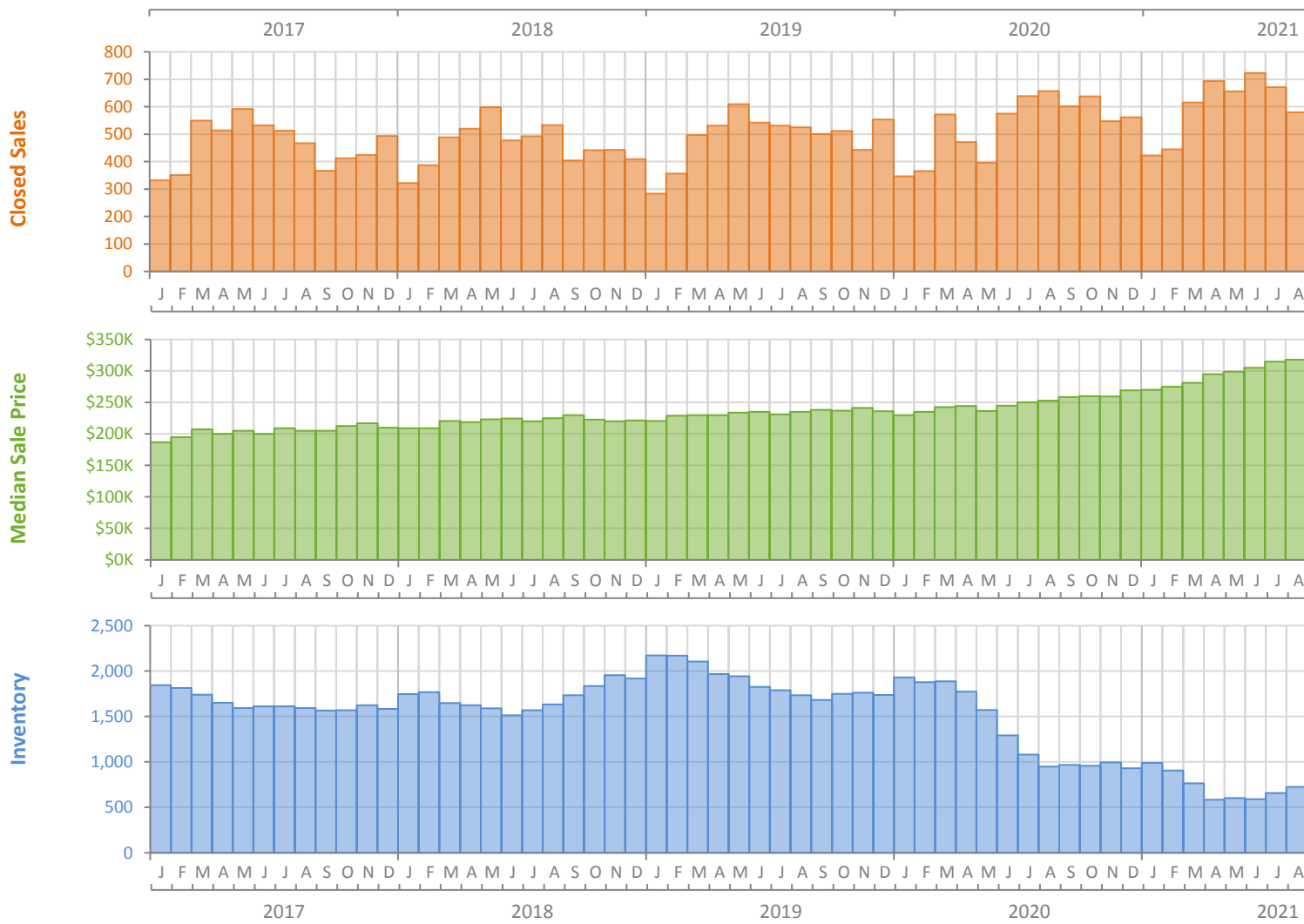
# Monthly Market Summary - August 2021

## Single-Family Homes

### St. Lucie County



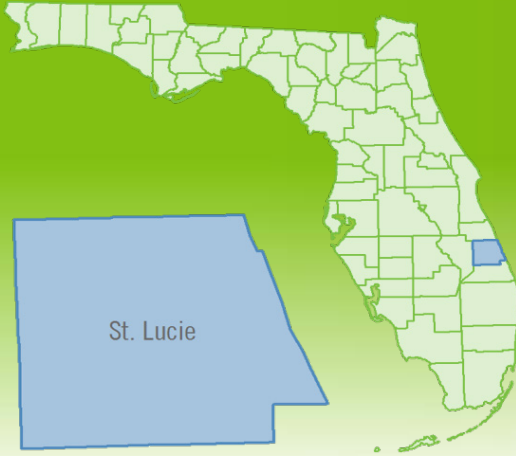
	August 2021	August 2020	Percent Change Year-over-Year
Closed Sales	580	657	-11.7%
Paid in Cash	156	134	16.4%
Median Sale Price	\$317,900	\$252,900	25.7%
Average Sale Price	\$332,567	\$273,824	21.5%
Dollar Volume	\$192.9 Million	\$179.9 Million	7.2%
Med. Pct. of Orig. List Price Received	100.0%	98.2%	1.8%
Median Time to Contract	9 Days	26 Days	-65.4%
Median Time to Sale	53 Days	75 Days	-29.3%
New Pending Sales	696	645	7.9%
New Listings	781	675	15.7%
Pending Inventory	1,299	1,037	25.3%
Inventory (Active Listings)	724	948	-23.6%
Months Supply of Inventory	1.2	1.9	-36.8%



# Monthly Distressed Market - August 2021

## Single-Family Homes

### St. Lucie County



		August 2021	August 2020	Percent Change Year-over-Year
Traditional	Closed Sales	575	650	-11.5%
	Median Sale Price	\$319,121	\$253,500	25.9%
Foreclosure/REO	Closed Sales	3	6	-50.0%
	Median Sale Price	\$184,900	\$183,990	0.5%
Short Sale	Closed Sales	2	1	100.0%
	Median Sale Price	\$277,500	\$180,000	54.2%

