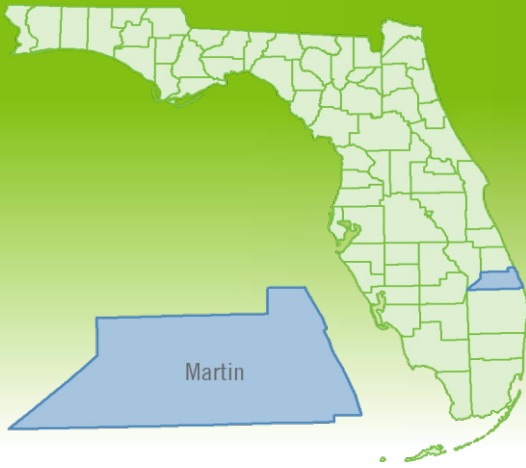


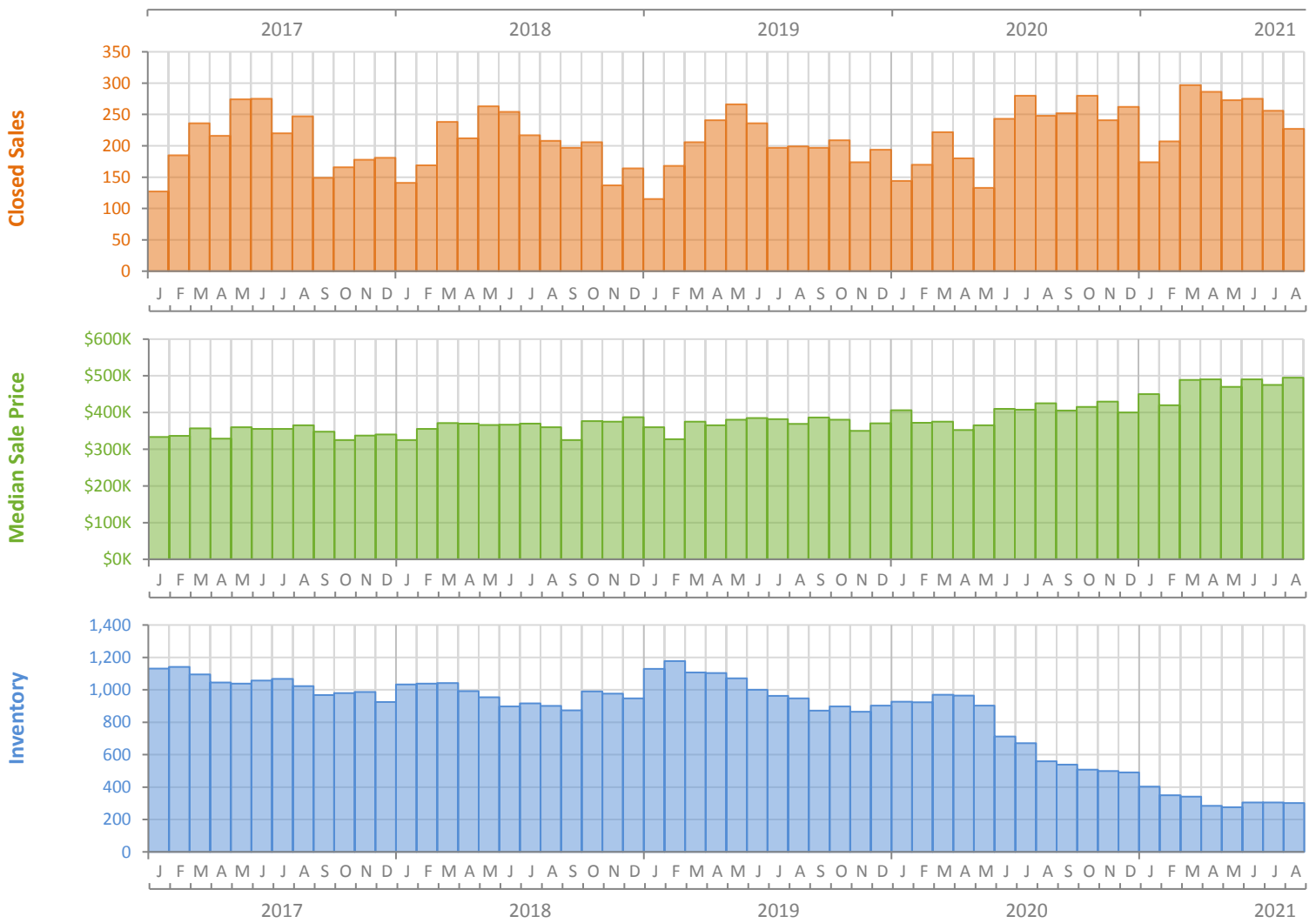
Monthly Market Summary - August 2021

Single-Family Homes

Martin County



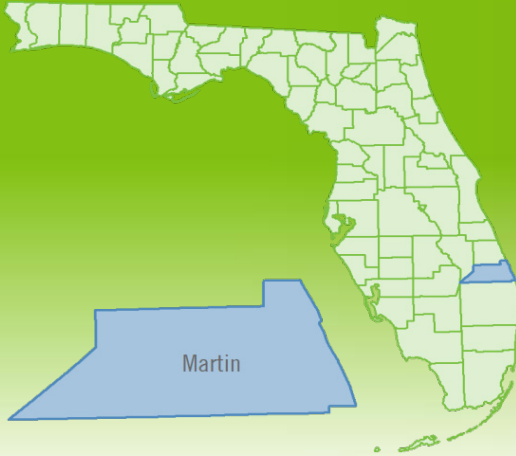
	August 2021	August 2020	Percent Change Year-over-Year
Closed Sales	227	248	-8.5%
Paid in Cash	113	80	41.3%
Median Sale Price	\$495,000	\$425,000	16.5%
Average Sale Price	\$852,768	\$659,517	29.3%
Dollar Volume	\$193.6 Million	\$163.6 Million	18.4%
Med. Pct. of Orig. List Price Received	98.7%	95.6%	3.2%
Median Time to Contract	12 Days	37 Days	-67.6%
Median Time to Sale	55 Days	79 Days	-30.4%
New Pending Sales	205	253	-19.0%
New Listings	209	240	-12.9%
Pending Inventory	292	372	-21.5%
Inventory (Active Listings)	302	559	-46.0%
Months Supply of Inventory	1.2	2.8	-57.1%



Monthly Distressed Market - August 2021

Single-Family Homes

Martin County



		August 2021	August 2020	Percent Change Year-over-Year
Traditional	Closed Sales	225	247	-8.9%
	Median Sale Price	\$495,000	\$425,000	16.5%
Foreclosure/REO	Closed Sales	1	1	0.0%
	Median Sale Price	\$225,000	\$307,000	-26.7%
Short Sale	Closed Sales	1	0	N/A
	Median Sale Price	\$2,849,000	(No Sales)	N/A

