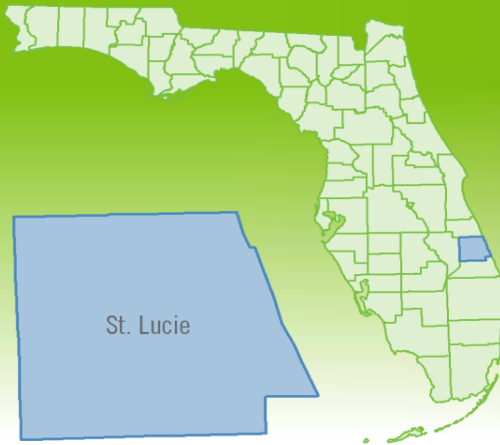


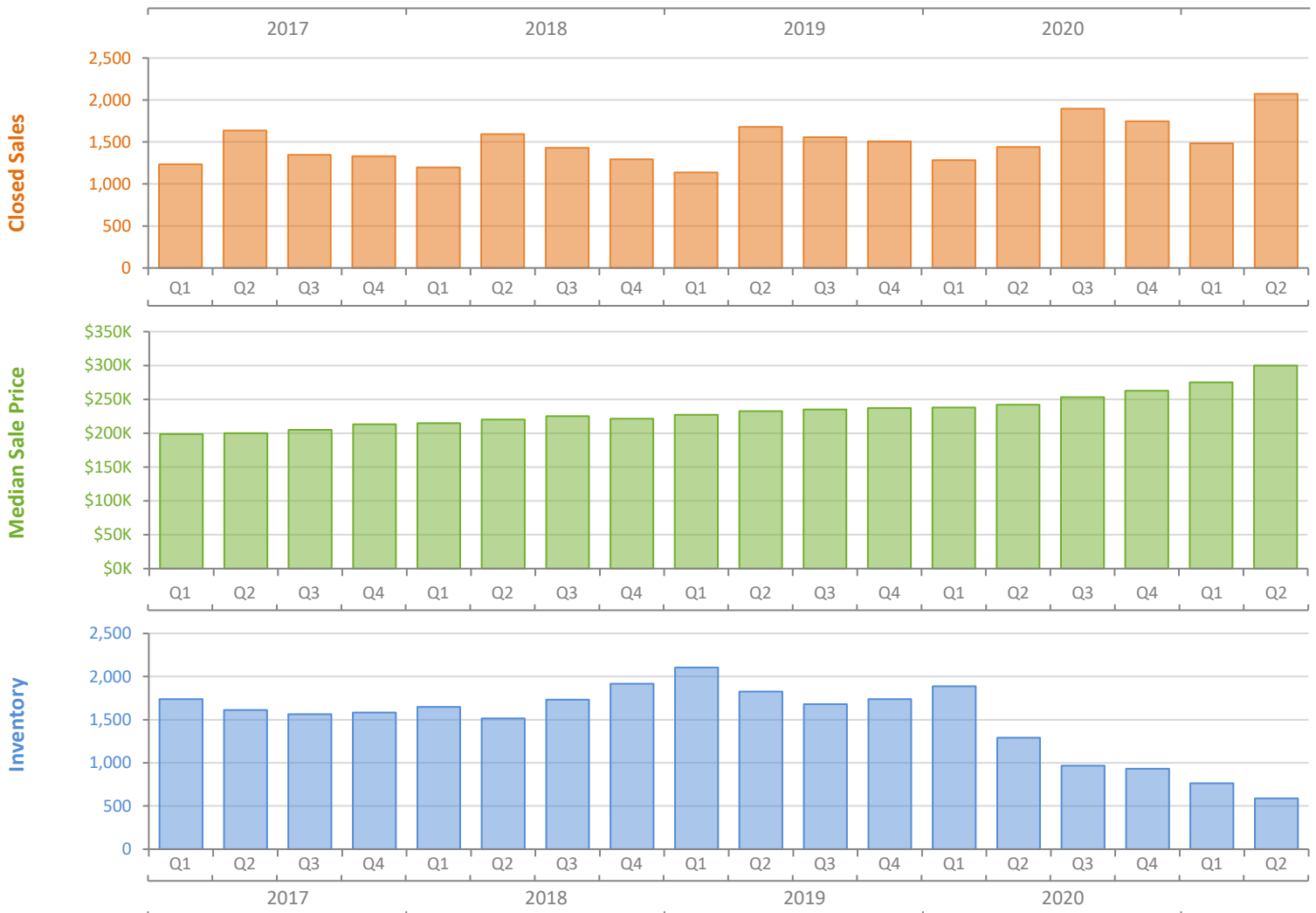
Quarterly Market Summary - Q2 2021

Single-Family Homes

St. Lucie County



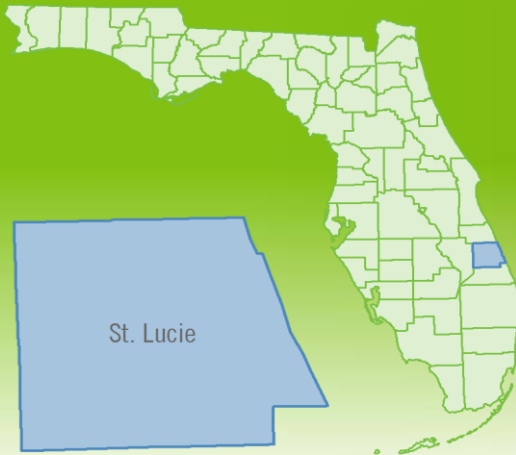
	Q2 2021	Q2 2020	Percent Change Year-over-Year
Closed Sales	2,073	1,442	43.8%
Paid in Cash	569	279	103.9%
Median Sale Price	\$300,000	\$242,000	24.0%
Average Sale Price	\$331,273	\$251,650	31.6%
Dollar Volume	\$686.7 Million	\$362.9 Million	89.2%
Med. Pct. of Orig. List Price Received	100.0%	97.0%	3.1%
Median Time to Contract	9 Days	43 Days	-79.1%
Median Time to Sale	56 Days	92 Days	-39.1%
New Pending Sales	2,258	1,941	16.3%
New Listings	2,279	1,756	29.8%
Pending Inventory	1,382	1,269	8.9%
Inventory (Active Listings)	589	1,292	-54.4%
Months Supply of Inventory	1.0	2.7	-63.0%



Quarterly Distressed Market - Q2 2021

Single-Family Homes

St. Lucie County



		Q2 2021	Q2 2020	Percent Change Year-over-Year
Traditional	Closed Sales	2,047	1,400	46.2%
	Median Sale Price	\$300,000	\$242,900	23.5%
Foreclosure/REO	Closed Sales	15	35	-57.1%
	Median Sale Price	\$236,500	\$178,500	32.5%
Short Sale	Closed Sales	11	7	57.1%
	Median Sale Price	\$225,000	\$196,000	14.8%

