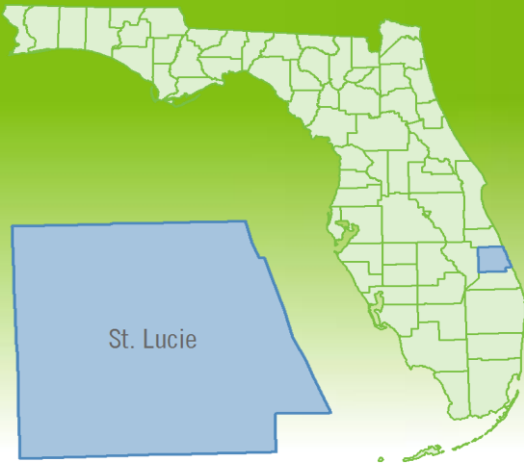


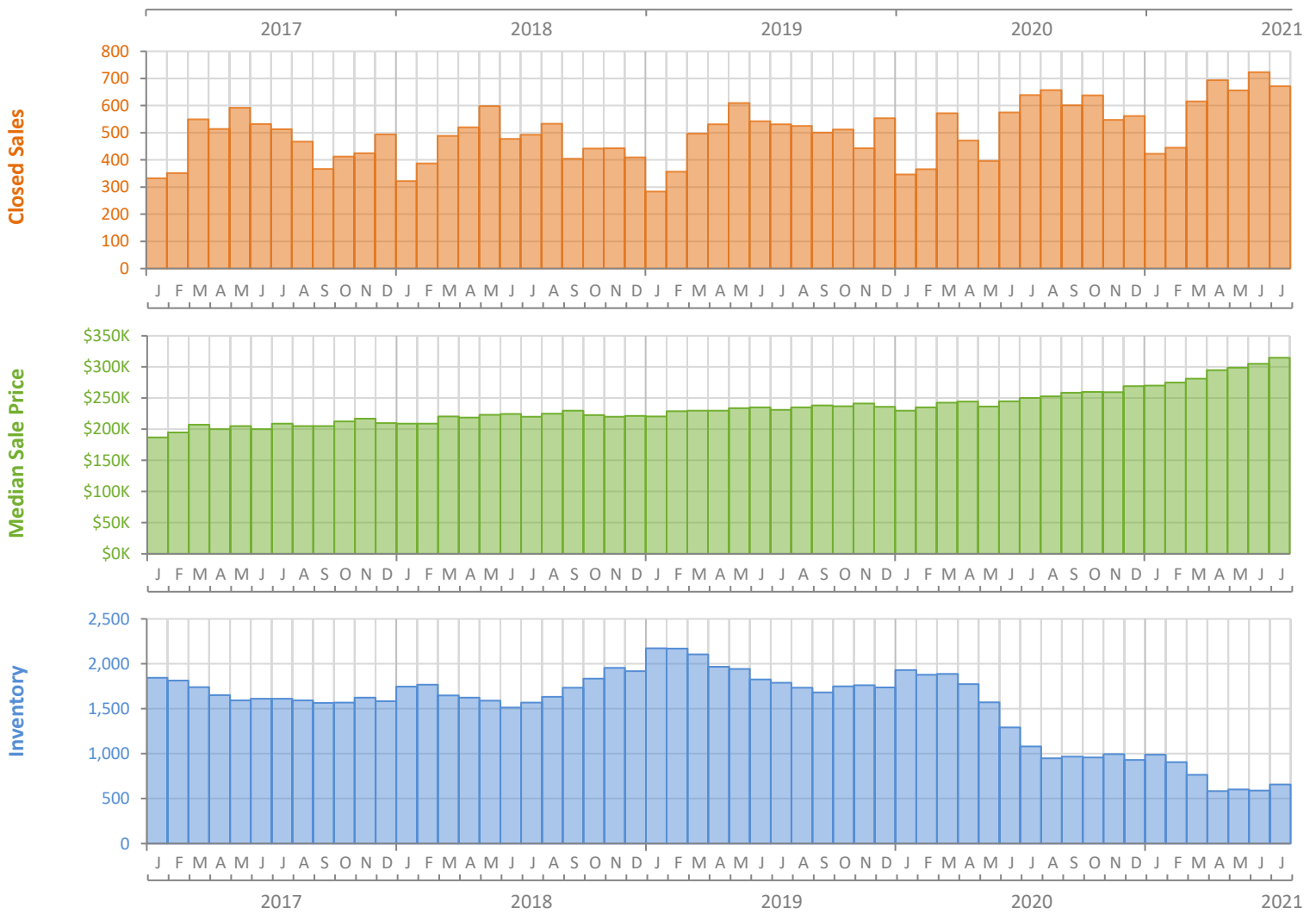
Monthly Market Summary - July 2021

Single-Family Homes

St. Lucie County



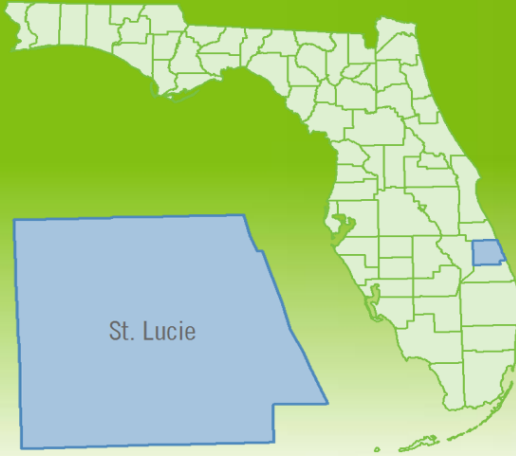
	July 2021	July 2020	Percent Change Year-over-Year
Closed Sales	671	639	5.0%
Paid in Cash	161	112	43.8%
Median Sale Price	\$315,000	\$250,000	26.0%
Average Sale Price	\$336,405	\$273,272	23.1%
Dollar Volume	\$225.7 Million	\$174.6 Million	29.3%
Med. Pct. of Orig. List Price Received	100.0%	97.8%	2.2%
Median Time to Contract	8 Days	36 Days	-77.8%
Median Time to Sale	52 Days	91 Days	-42.9%
New Pending Sales	619	773	-19.9%
New Listings	700	622	12.5%
Pending Inventory	1,251	1,334	-6.2%
Inventory (Active Listings)	659	1,082	-39.1%
Months Supply of Inventory	1.1	2.2	-50.0%



Monthly Distressed Market - July 2021

Single-Family Homes

St. Lucie County



		July 2021	July 2020	Percent Change Year-over-Year
Traditional	Closed Sales	665	632	5.2%
	Median Sale Price	\$315,000	\$250,000	26.0%
Foreclosure/REO	Closed Sales	5	5	0.0%
	Median Sale Price	\$263,550	\$204,000	29.2%
Short Sale	Closed Sales	1	2	-50.0%
	Median Sale Price	\$212,000	\$167,375	26.7%

