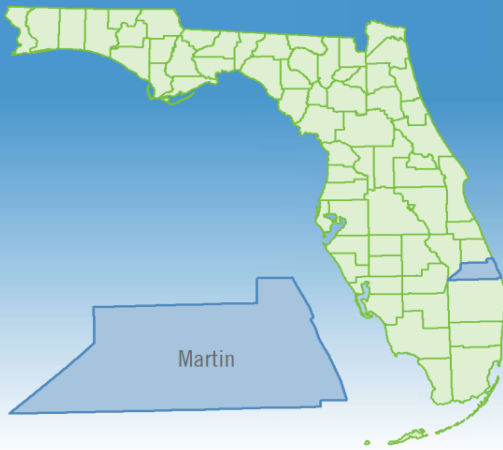


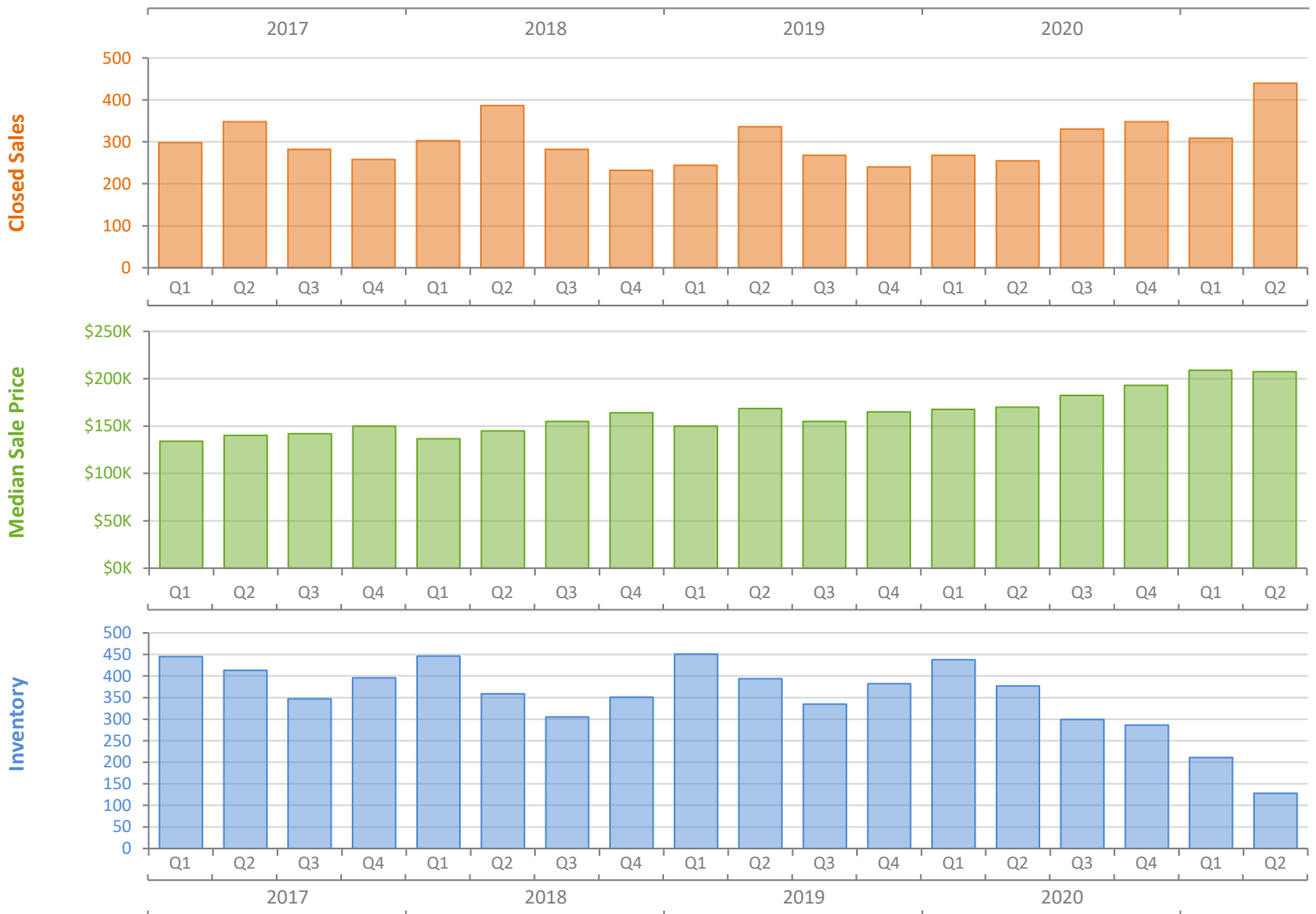
Quarterly Market Summary - Q2 2021

Townhouses and Condos

Martin County



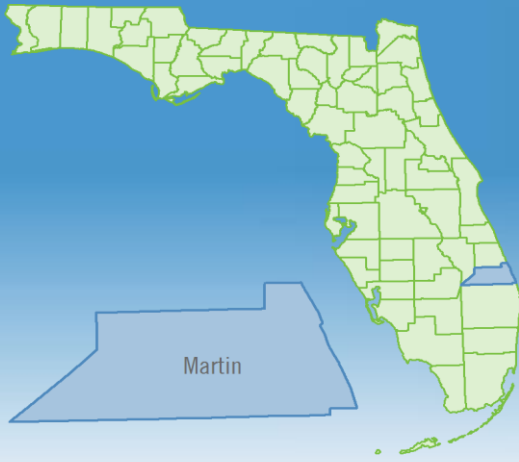
	Q2 2021	Q2 2020	Percent Change Year-over-Year
Closed Sales	440	255	72.5%
Paid in Cash	266	147	81.0%
Median Sale Price	\$207,500	\$170,000	22.1%
Average Sale Price	\$305,649	\$235,595	29.7%
Dollar Volume	\$134.5 Million	\$60.1 Million	123.9%
Med. Pct. of Orig. List Price Received	98.1%	94.7%	3.6%
Median Time to Contract	15 Days	40 Days	-62.5%
Median Time to Sale	57 Days	80 Days	-28.8%
New Pending Sales	429	302	42.1%
New Listings	383	330	16.1%
Pending Inventory	208	164	26.8%
Inventory (Active Listings)	128	377	-66.0%
Months Supply of Inventory	1.1	4.4	-75.0%



Quarterly Distressed Market - Q2 2021

Townhouses and Condos

Martin County



		Q2 2021	Q2 2020	Percent Change Year-over-Year
Traditional	Closed Sales	438	254	72.4%
	Median Sale Price	\$208,250	\$169,994	22.5%
Foreclosure/REO	Closed Sales	2	1	100.0%
	Median Sale Price	\$169,584	\$178,500	-5.0%
Short Sale	Closed Sales	0	0	N/A
	Median Sale Price	(No Sales)	(No Sales)	N/A

