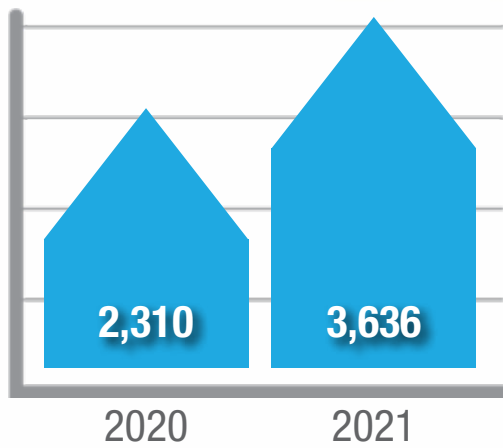


Miami-Dade Total **Home Sales**

**INCREASED 57.4%**

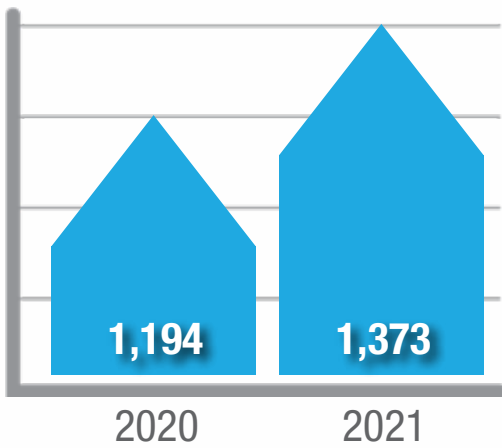
Percentage change based on year-over-year comparison.



**Single Family**

Home Sales

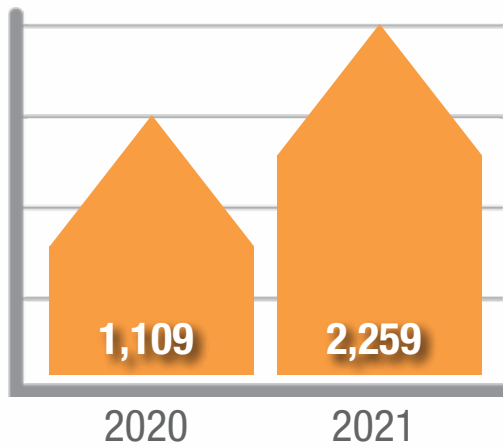
**INCREASED 15.0%**



**Condos/Townhomes**

Transactions

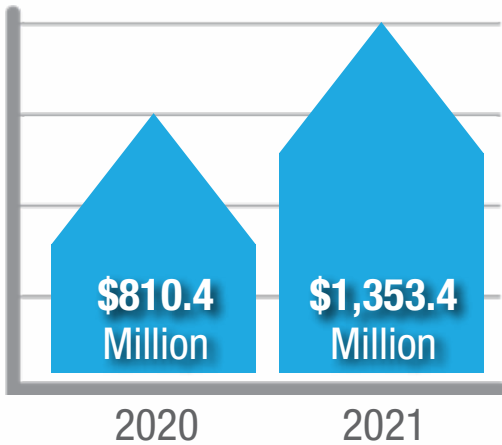
**INCREASED 103.7%**



**Single Family**

Dollar Volume

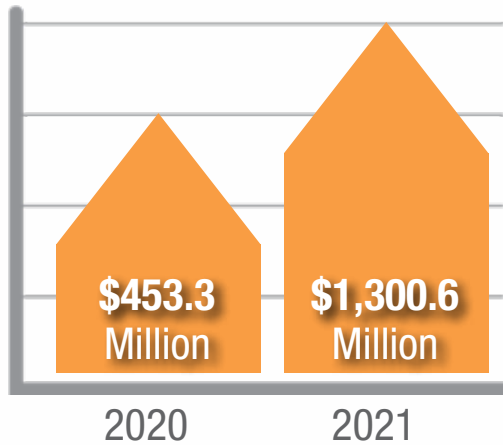
**INCREASED 67.0%**



**Condos/Townhomes**

Dollar Volume

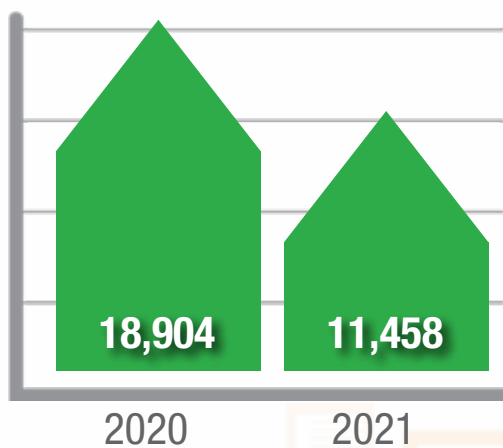
**INCREASED 186.9%**



Total **Active Listings**

**DECREASED -39.4%**

Percentage change based on year-over-year comparison.



**Single Family**

**2.2 MONTHS**

Seller's Market

**Condos/Townhomes**

**4.9 MONTHS**

Seller's Market

**Single Family** Home

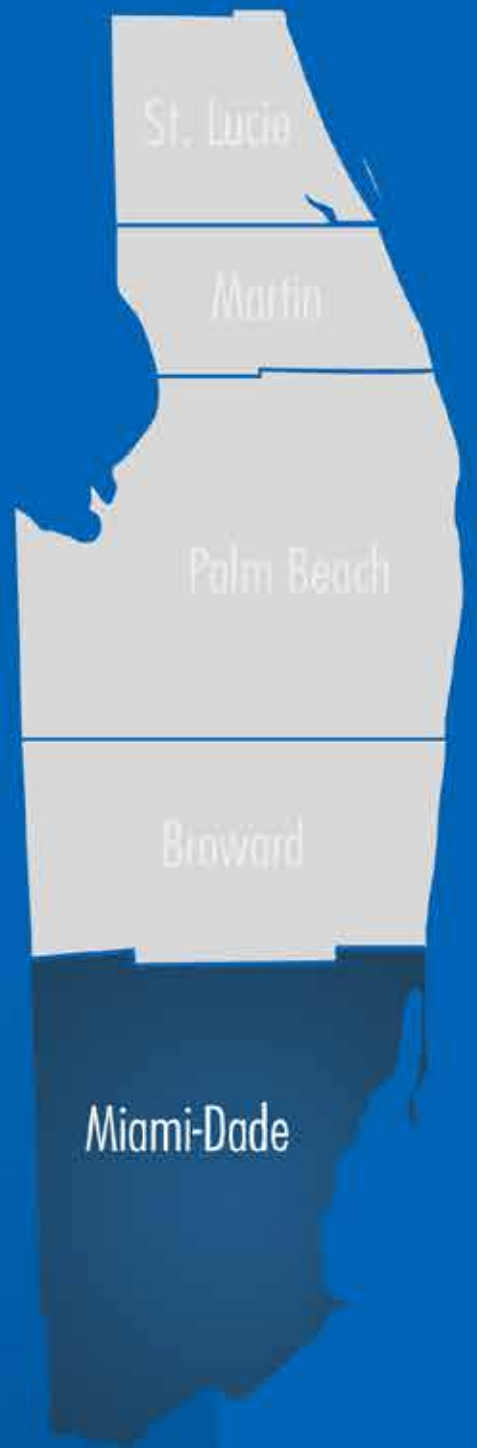
**INCREASED 25.6%**

\$515,000

**Condos/Townhomes**

**INCREASED 30.8%**

\$340,000



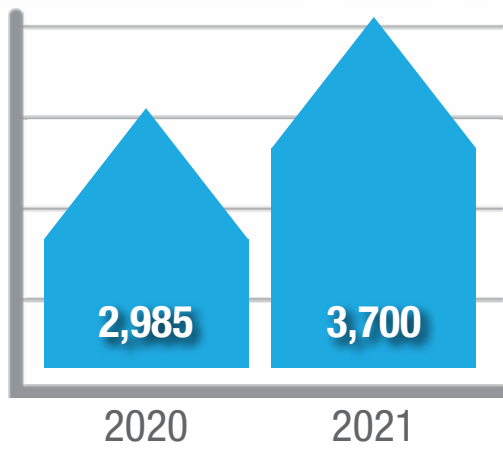
South Florida  
**MARKET**  
INTELLIGENCE  
Provided by the Miami Association of Realtors

**MIAAMI**  
REALTORS

Broward Total Home Sales

**INCREASED 24.0%**

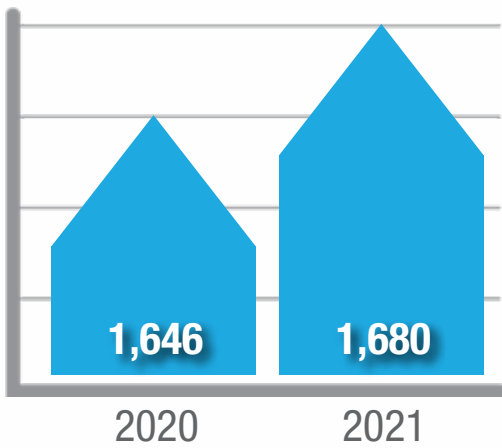
Percentage change based on year-over-year comparison.



**Single Family**

Home Sales

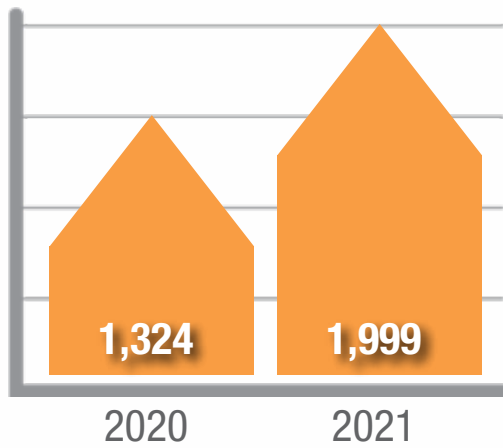
**INCREASED 2.1%**



**Condos/Townhomes**

Transactions

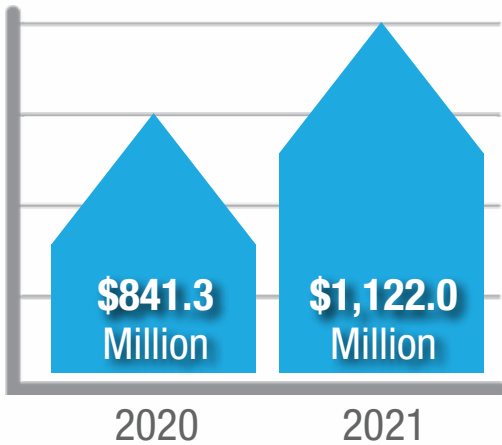
**INCREASED 51.0%**



**Single Family**

Dollar Volume

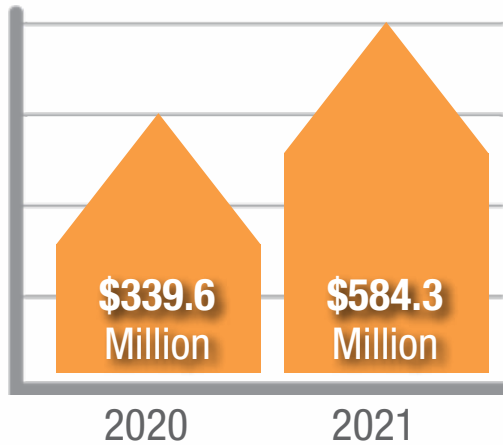
**INCREASED 33.4%**



**Condos/Townhomes**

Dollar Volume

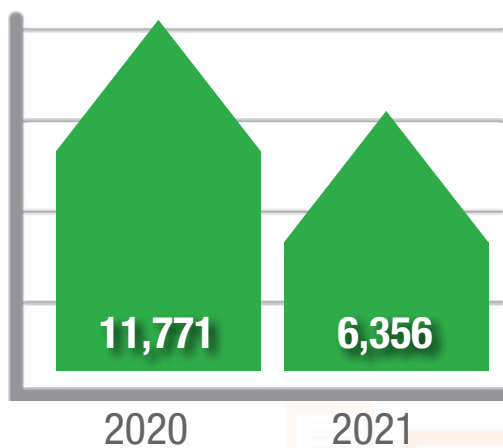
**INCREASED 72.1%**



Total Active Listings

**DECREASED -46.0%**

Percentage change based on year-over-year comparison.



**Single Family**

**1.5 MONTHS**

Seller's Market

**Condos/Townhomes**

**2.2 MONTHS**

Seller's Market

**Single Family** Home

**INCREASED 23.8%**

\$495,000

**Condos/Townhomes**

**INCREASED 10.3%**

\$215,000



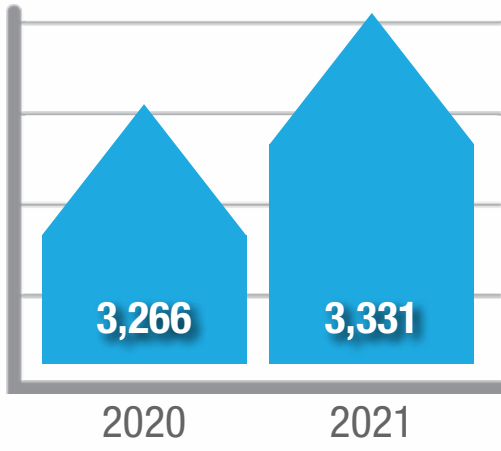
South Florida  
**MARKET**  
INTELLIGENCE  
Provided by the Miami Association of Realtors

**BROWARD**  
**MIAMI**  
a Division of  
**MIAMI REALTORS**

Palm Beach Total Home Sales

**INCREASED 2.0%**

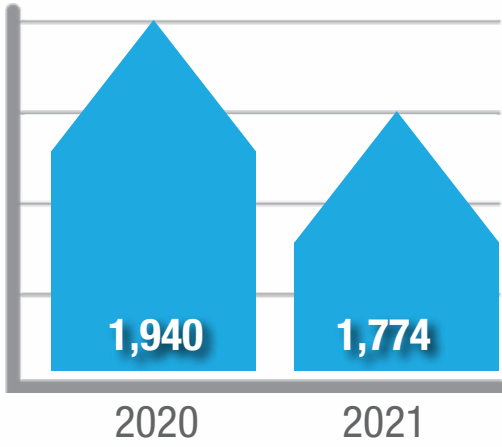
Percentage change based on year-over-year comparison.



**Single Family**

Home Sales

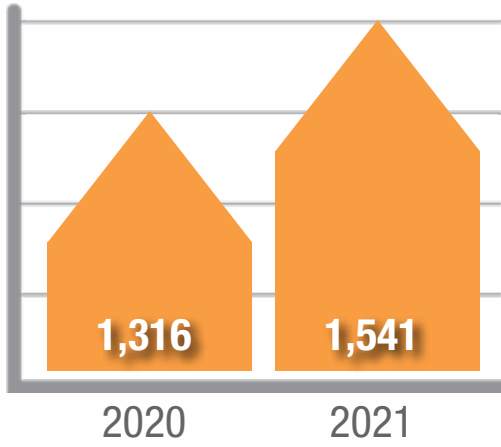
**DECREASED -8.6%**



**Condos/Townhomes**

Transactions

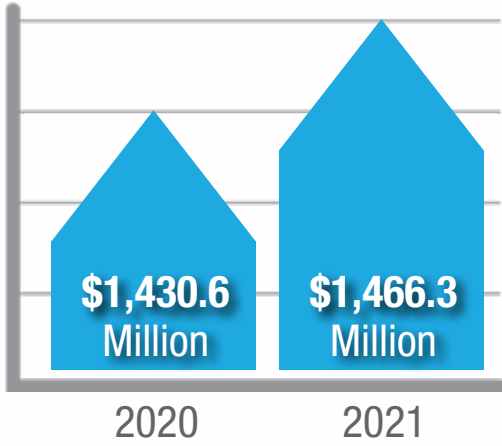
**INCREASED 17.1%**



**Single Family**

Dollar Volume

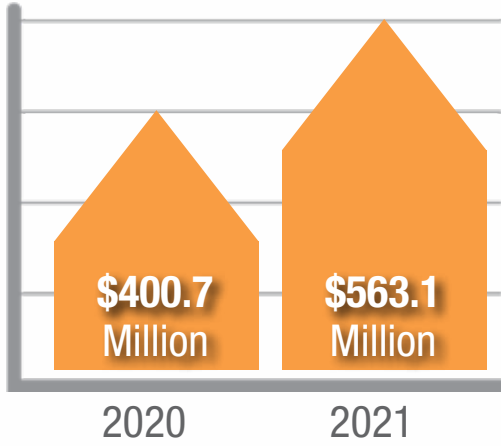
**INCREASED 2.5%**



**Condos/Townhomes**

Dollar Volume

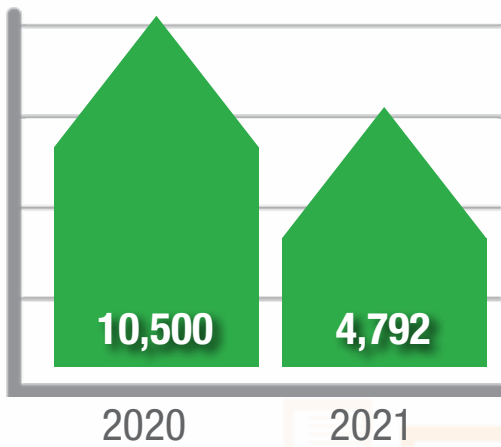
**INCREASED 40.5%**



Total Active Listings

**DECREASED -54.4%**

Percentage change based on year-over-year comparison.



**Single Family**

**1.5 MONTHS**

Seller's Market

**Condos/Townhomes**

**1.5 MONTHS**

Seller's Market

**Single Family** Home

**INCREASED 25.3%**

\$500,000

**Condos/Townhomes**

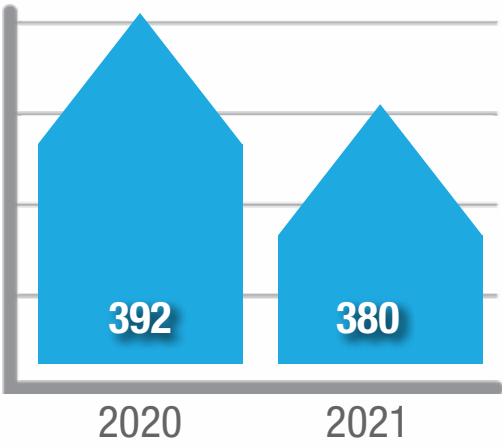
**INCREASED 13.7%**

\$233,000

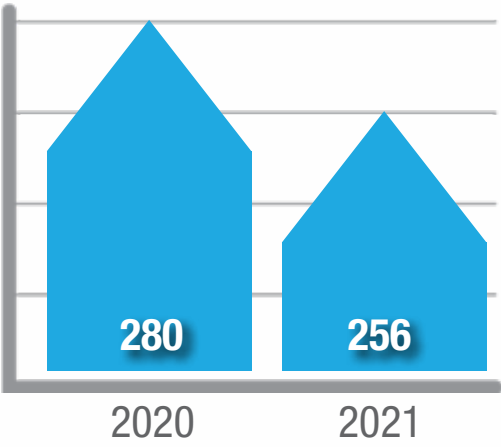
South Florida  
**MARKET**  
INTELLIGENCE  
Provided by the Miami Association of Realtors

**JTHS**  
**MIAMI**  
A Division of  
MIAMI REALTORS

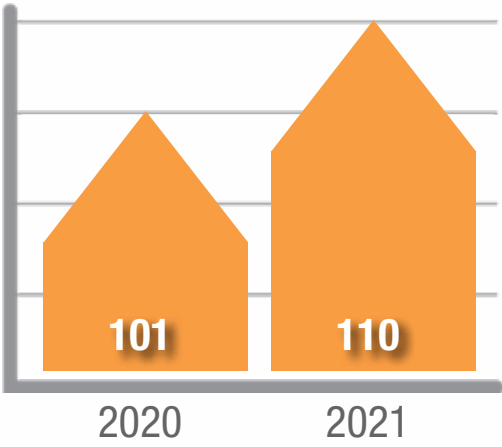
Martin Total Home Sales  
**DECREASED -3.1%**  
Percentage change based on year-over-year comparison.



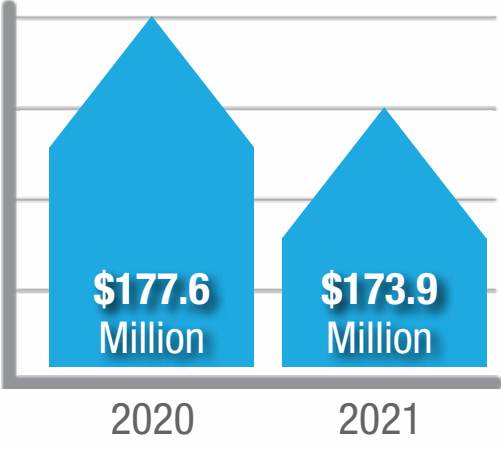
Single Family Home Sales  
**DECREASED -8.6%**



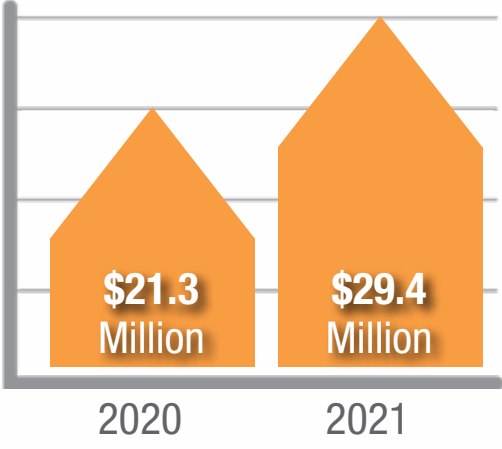
Condos/Townhomes Transactions  
**INCREASED 8.9%**



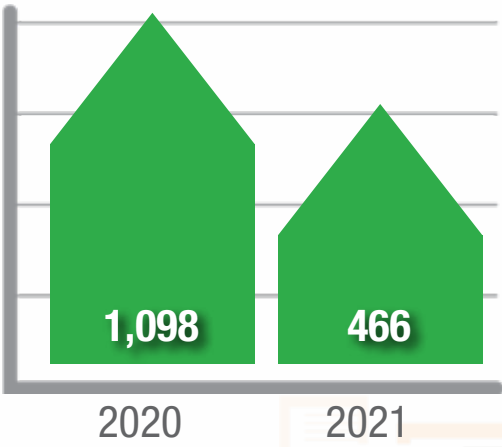
Single Family Dollar Volume  
**DECREASED -2.1%**



Condos/Townhomes Dollar Volume  
**INCREASED 38.2%**



Total Active Listings  
**DECREASED -57.6%**  
Percentage change based on year-over-year comparison.



Single Family  
**1.2 MONTHS**  
Seller's Market

Condos/Townhomes  
**1.1 MONTHS**  
Seller's Market

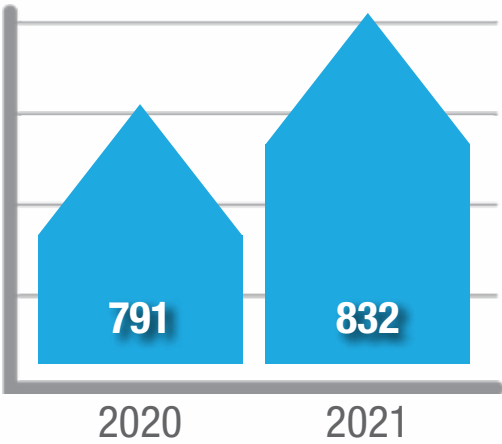
Single Family Home  
**INCREASED 16.7%**  
\$475,500

Condos/Townhomes  
**INCREASED 17.8%**  
\$212,000

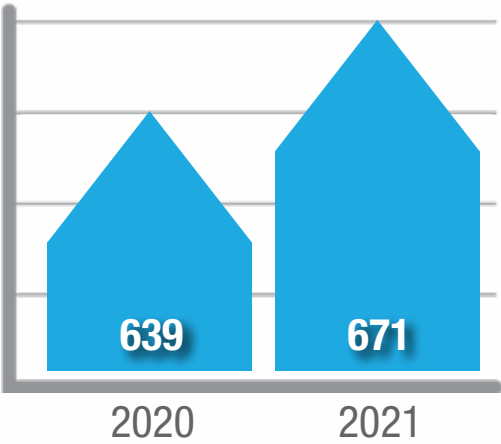


Saint Lucie | Existing Home Sales | July 2021

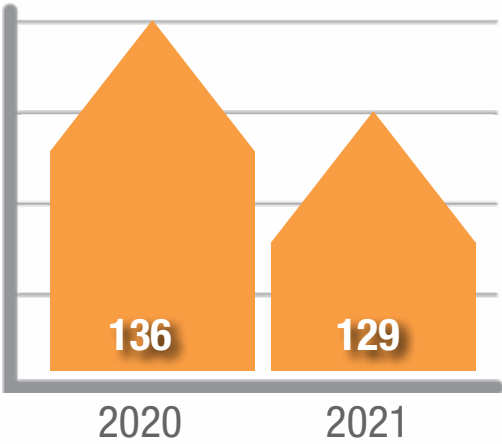
Saint Lucia Total Home Sales  
**INCREASED 5.2%**  
Percentage change based on year-over-year comparison.



Single Family Home Sales  
**INCREASED 5.0%**

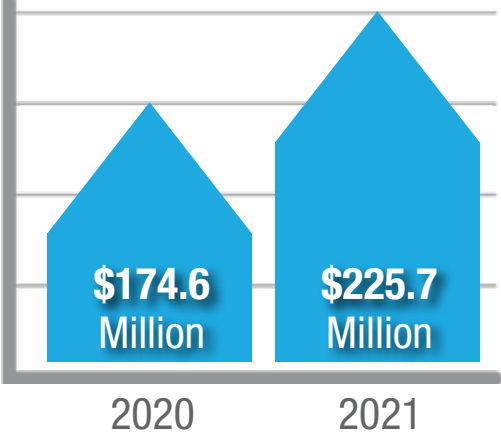


Condos/Townhomes Transactions  
**DECREASED -5.1%**

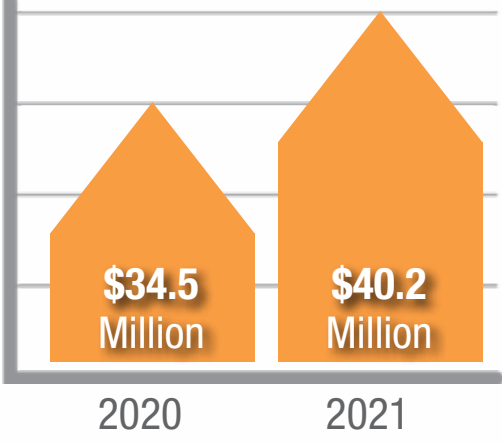


Saint Lucie | Dollar Volume | July 2021

Single Family Dollar Volume  
**INCREASED 29.3%**

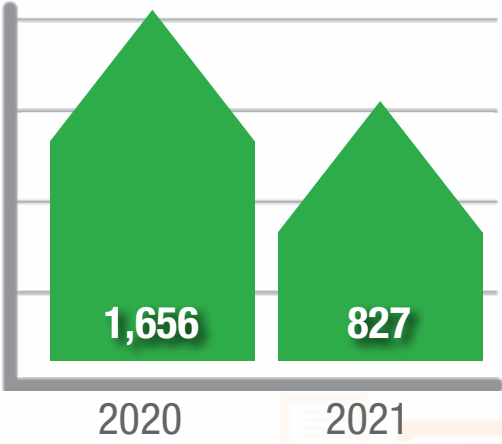


Condos/Townhomes Dollar Volume  
**INCREASED 16.4%**



Saint Lucie | Inventory | July 2021

Total Active Listings  
**DECREASED -50.1%**  
Percentage change based on year-over-year comparison.



Single Family  
**1.1 MONTHS**  
Seller's Market

Condos/Townhomes  
**0.9 MONTHS**  
Seller's Market

Saint Lucie | Median Sale Prices | July 2021

Single Family Home  
**INCREASED 26.0%**  
\$315,000

Condos/Townhomes  
**DECREASED -3.9%**  
\$220,000



South Florida  
**MARKET**  
INTELLIGENCE  
Provided by the Miami Association of Realtors

**JTHS**  
**MIAMI**  
a Division of  
MIAMI REALTORS

