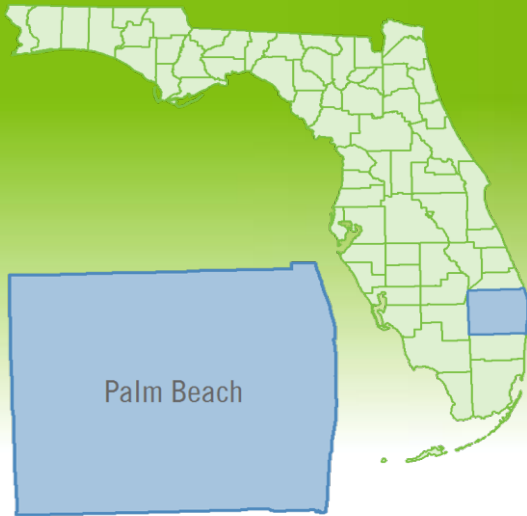


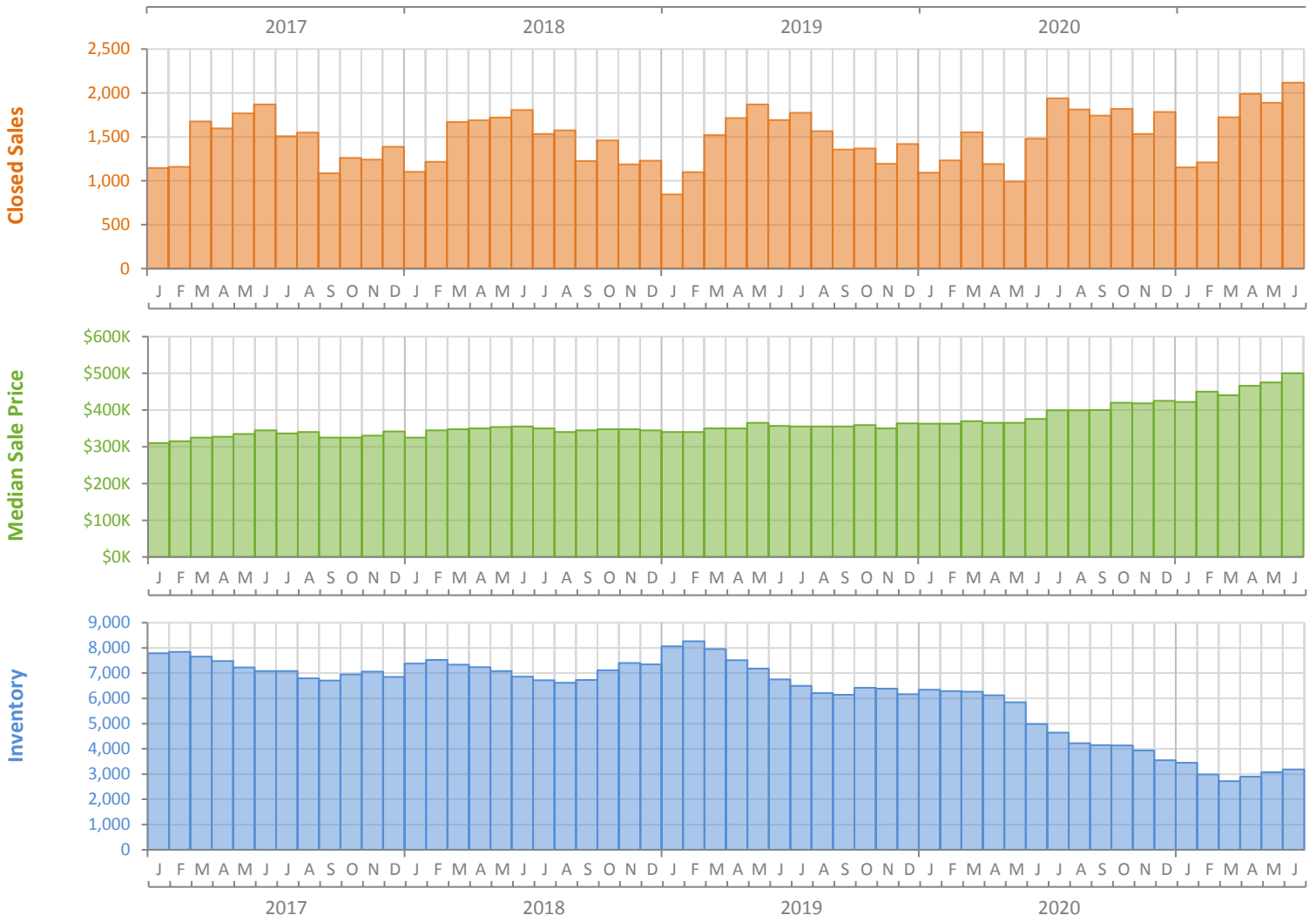
Monthly Market Summary - June 2021

Single-Family Homes

Palm Beach County



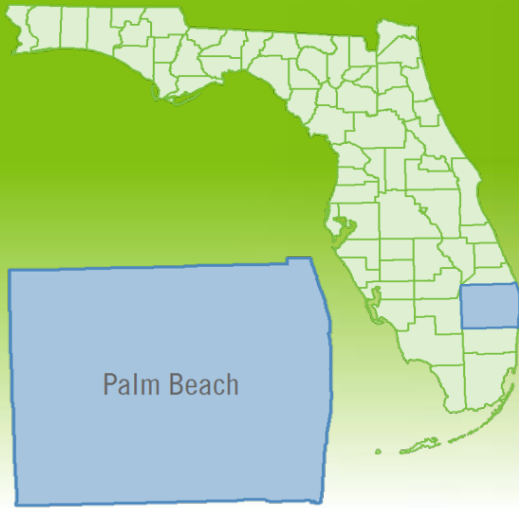
	June 2021	June 2020	Percent Change Year-over-Year
Closed Sales	2,117	1,478	43.2%
Paid in Cash	934	436	114.2%
Median Sale Price	\$500,000	\$376,000	33.0%
Average Sale Price	\$1,031,919	\$673,758	53.2%
Dollar Volume	\$2.2 Billion	\$995.8 Million	119.4%
Med. Pct. of Orig. List Price Received	100.0%	95.0%	5.3%
Median Time to Contract	11 Days	56 Days	-80.4%
Median Time to Sale	61 Days	102 Days	-40.2%
New Pending Sales	1,108	2,287	-51.6%
New Listings	2,043	1,846	10.7%
Pending Inventory	2,180	3,291	-33.8%
Inventory (Active Listings)	3,185	4,989	-36.2%
Months Supply of Inventory	1.8	3.7	-51.4%



Monthly Distressed Market - June 2021

Single-Family Homes

Palm Beach County



		June 2021	June 2020	Percent Change Year-over-Year
Traditional	Closed Sales	2,097	1,422	47.5%
	Median Sale Price	\$500,000	\$380,000	31.6%
Foreclosure/REO	Closed Sales	15	44	-65.9%
	Median Sale Price	\$285,000	\$278,444	2.4%
Short Sale	Closed Sales	5	12	-58.3%
	Median Sale Price	\$247,000	\$233,000	6.0%

