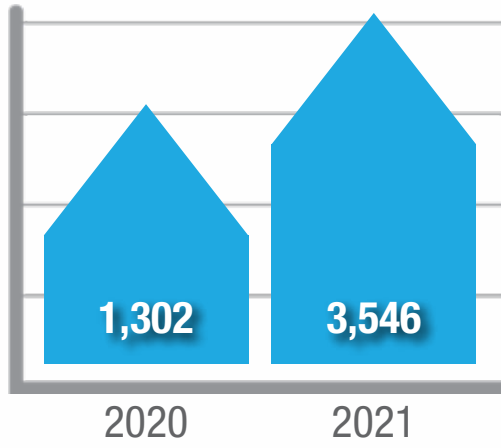


Miami-Dade Total Home Sales

**INCREASED 172.4%**

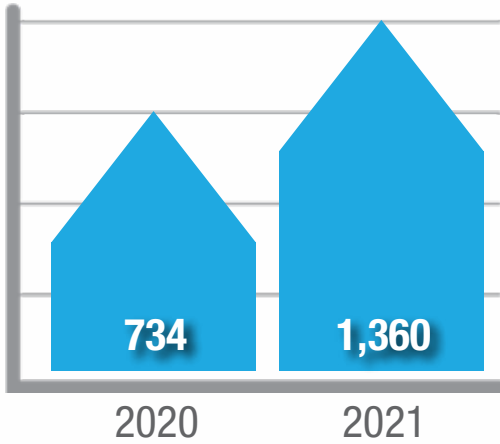
Percentage change based on year-over-year comparison.



**Single Family**

Home Sales

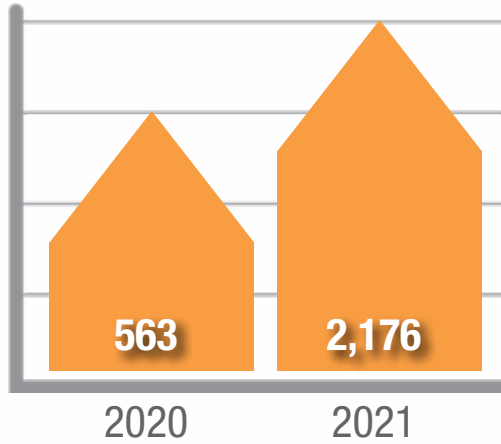
**INCREASED 85.3%**



**Condos/Townhomes**

Transactions

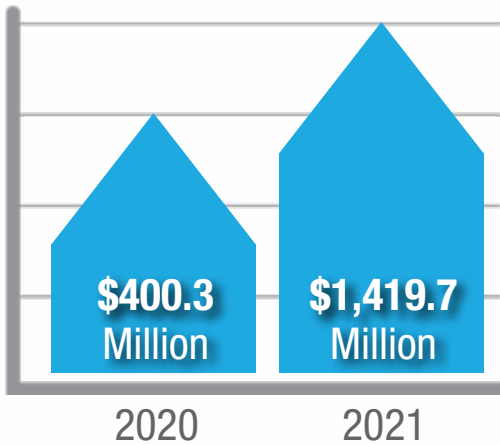
**INCREASED 286.5%**



**Single Family**

Dollar Volume

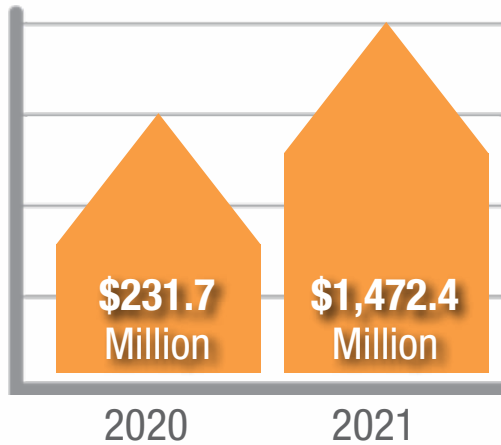
**INCREASED 254.7%**



**Condos/Townhomes**

Dollar Volume

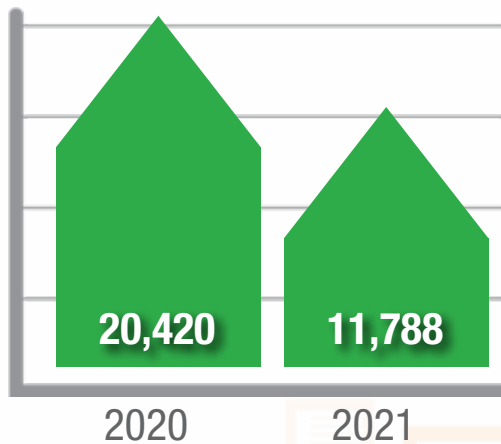
**INCREASED 535.5%**



Total Active Listings

**DECREASED -42.3%**

Percentage change based on year-over-year comparison.



**Single Family**

**2.2 MONTHS**

Seller's Market

**Condos/Townhomes**

**6.0 MONTHS**

Buyer's Market

**Single Family** Home

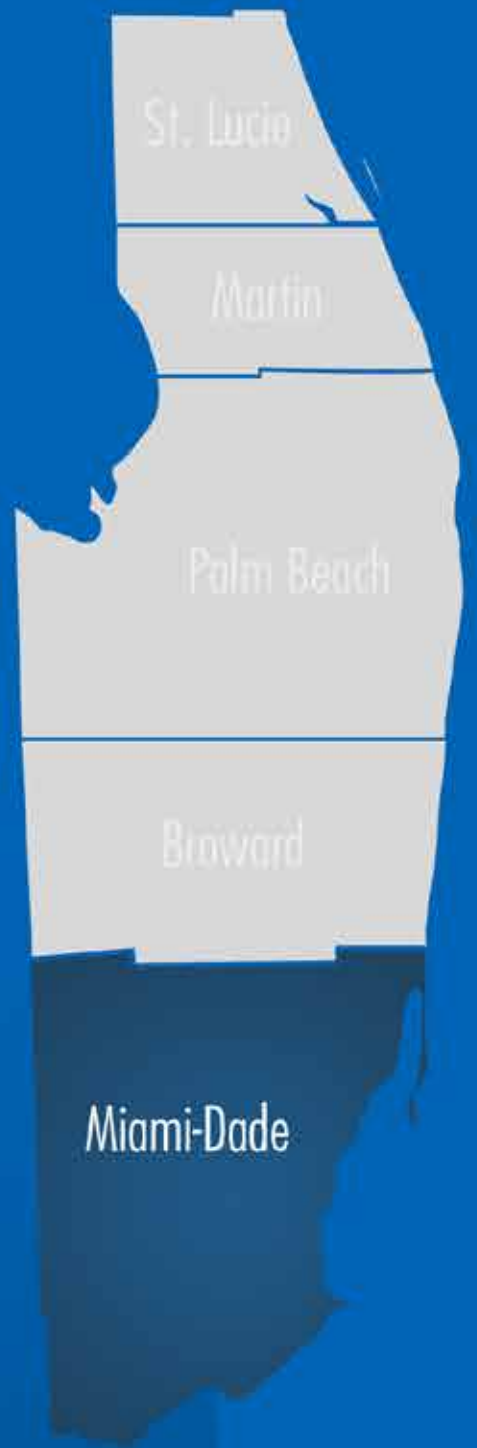
**INCREASED 33.1%**

\$500,000

**Condos/Townhomes**

**INCREASED 25.0%**

\$325,000



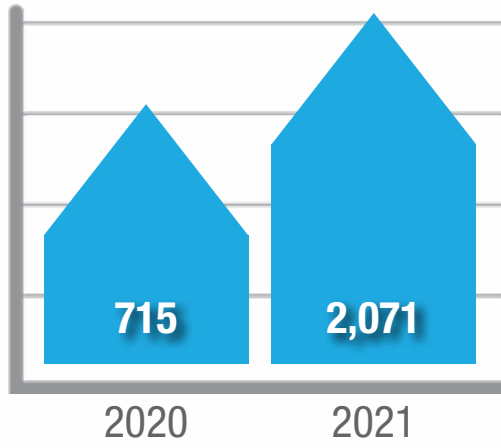
South Florida  
**MARKET**  
INTELLIGENCE  
Provided by the Miami Association of Realtors

**MIAAMI**  
REALTORS

Broward Total **Home Sales**

**INCREASED 189.7%**

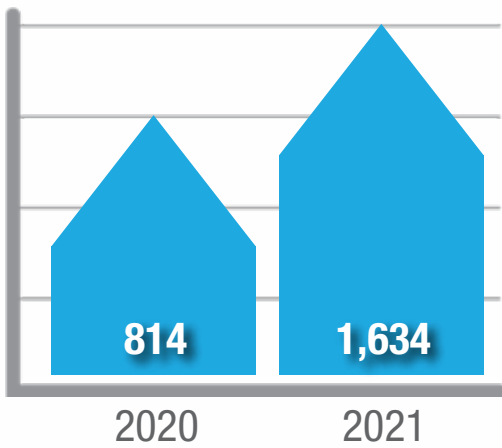
Percentage change based on year-over-year comparison.



**Single Family**

Home Sales

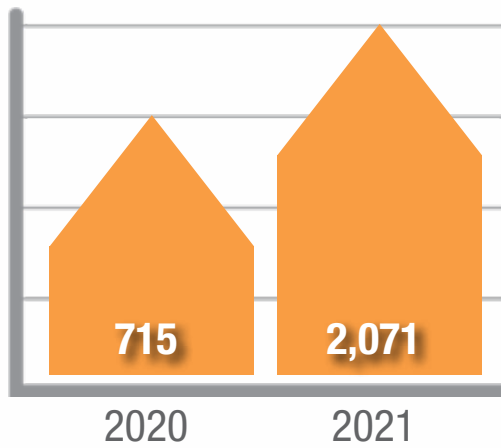
**INCREASED 100.7%**



**Condos/Townhomes**

Transactions

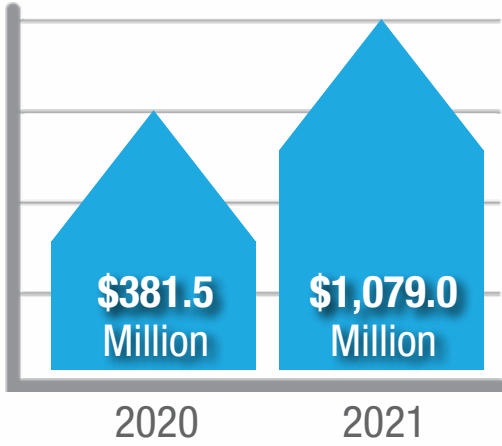
**INCREASED 189.7%**



**Single Family**

Dollar Volume

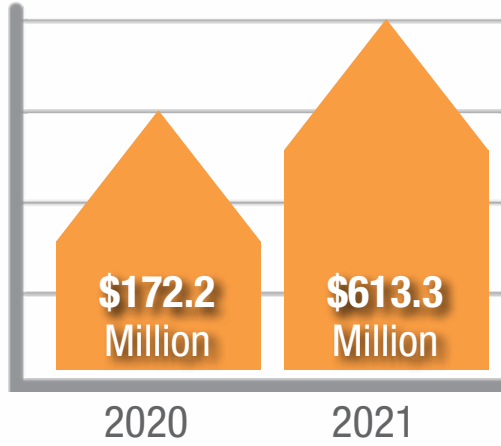
**INCREASED 182.8%**



**Condos/Townhomes**

Dollar Volume

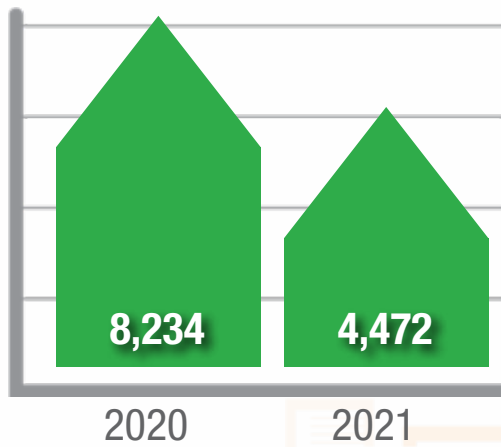
**INCREASED 256.2%**



Total **Active Listings**

**DECREASED -45.7%**

Percentage change based on year-over-year comparison.



**Single Family**

**3.9 MONTHS**

Seller's Market

**Condos/Townhomes**

**2.8 MONTHS**

Seller's Market

**Single Family** Home

**INCREASED 24.5%**

\$463,750

**Condos/Townhomes**

**INCREASED 20.0%**

\$210,000



South Florida  
**MARKET**  
INTELLIGENCE  
Provided by the Miami Association of Realtors

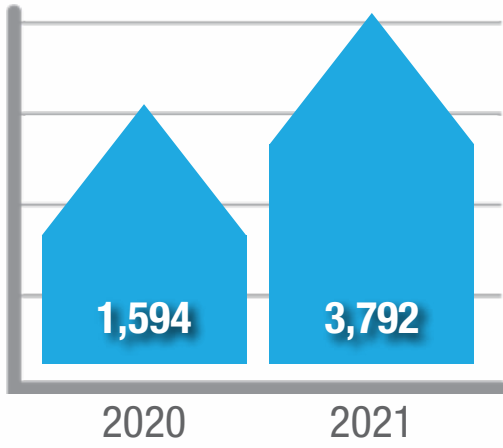
**BROWARD**  
**MIAMI**  
a Division of  
**MIAMI REALTORS**



Palm Beach Total Home Sales

**INCREASED 137.9%**

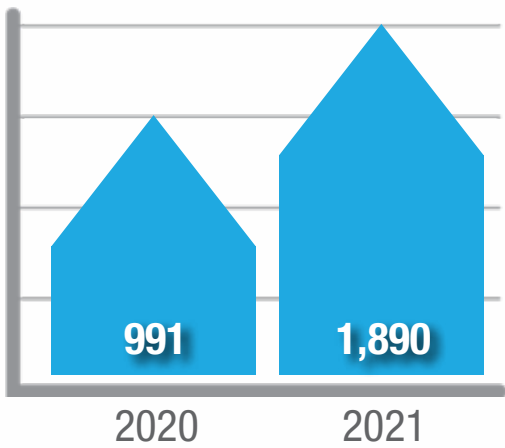
Percentage change based on year-over-year comparison.



**Single Family**

Home Sales

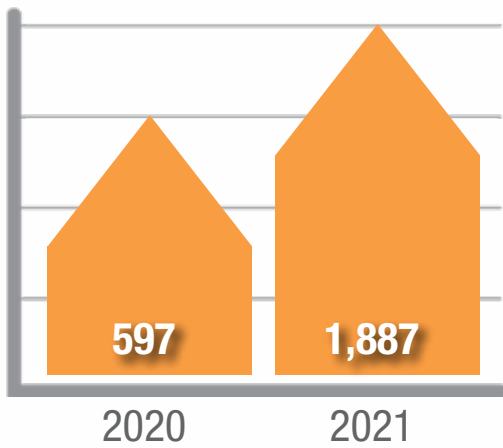
**INCREASED 90.7%**



**Condos/Townhomes**

Transactions

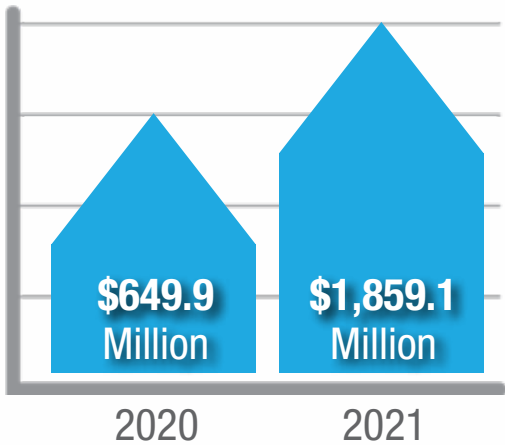
**INCREASED 216.1%**



**Single Family**

Dollar Volume

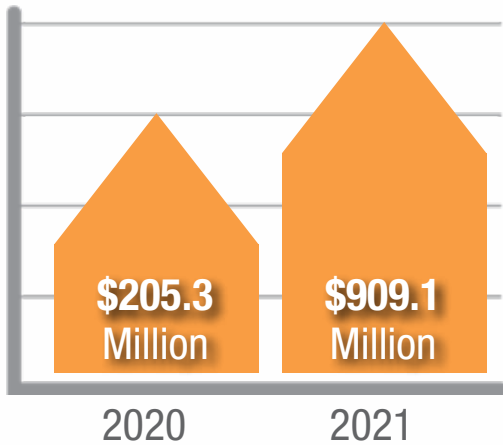
**INCREASED 182.8%**



**Condos/Townhomes**

Dollar Volume

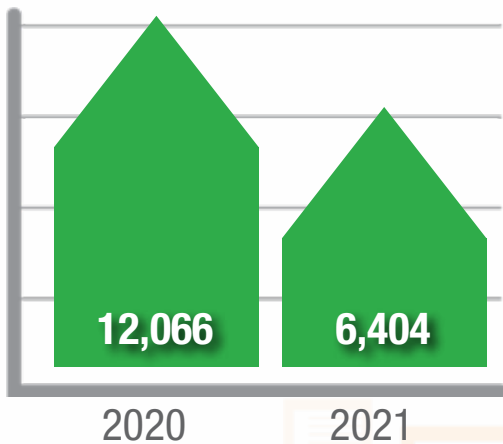
**INCREASED 256.2%**



Total **Active Listings**

**DECREASED -46.9%**

Percentage change based on year-over-year comparison.



**Single Family**

**1.8 MONTHS**

Seller's Market

**Condos/Townhomes**

**2.4 MONTHS**

Seller's Market

**Single Family** Home

**INCREASED 30.1%**

\$475,000

**Condos/Townhomes**

**INCREASED 25.0%**

\$250,000

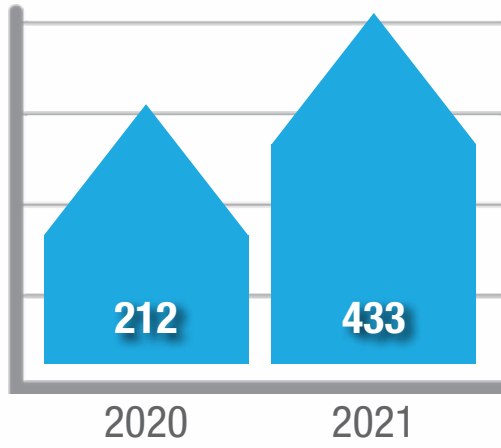
South Florida  
**MARKET**  
INTELLIGENCE  
Provided by the Miami Association of Realtors

**JTHS**  
**MIAMI**  
A Division of  
MIAMI REALTORS

Martin Total **Home Sales**

**INCREASED 104.2%**

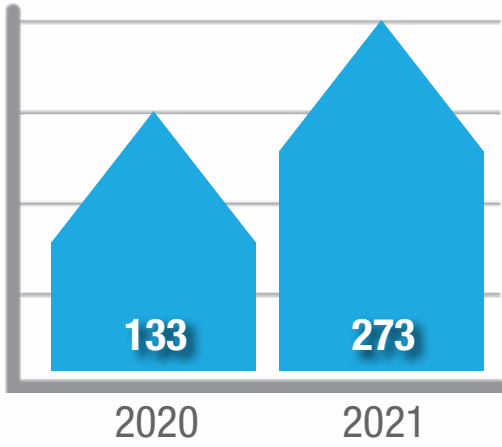
Percentage change based on year-over-year comparison.



**Single Family**

Home Sales

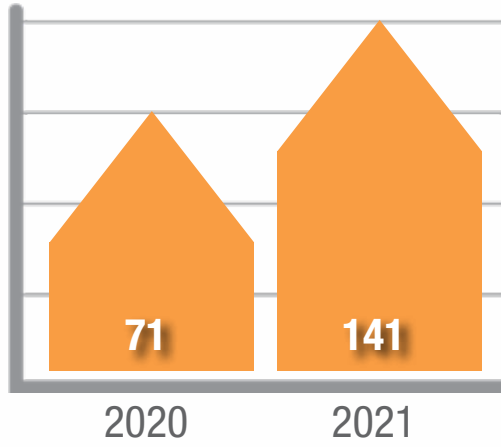
**INCREASED 105.3%**



**Condos/Townhomes**

Transactions

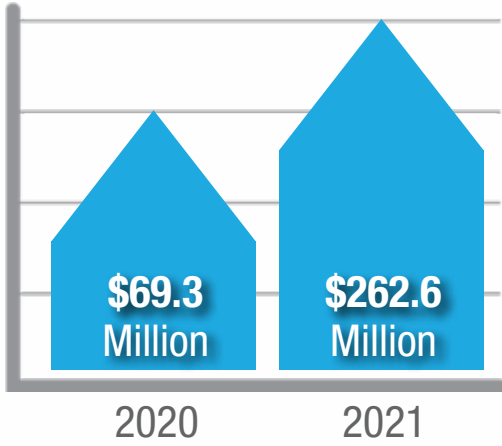
**INCREASED 98.6%**



**Single Family**

Dollar Volume

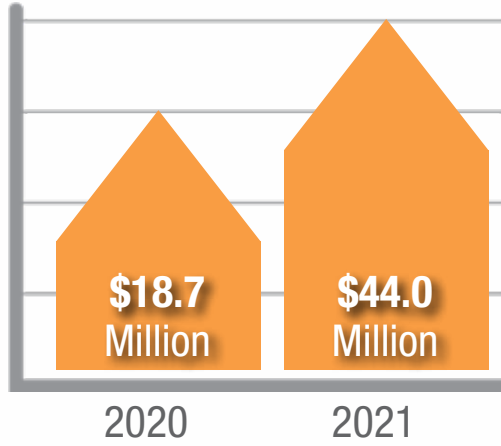
**INCREASED 279.2%**



**Condos/Townhomes**

Dollar Volume

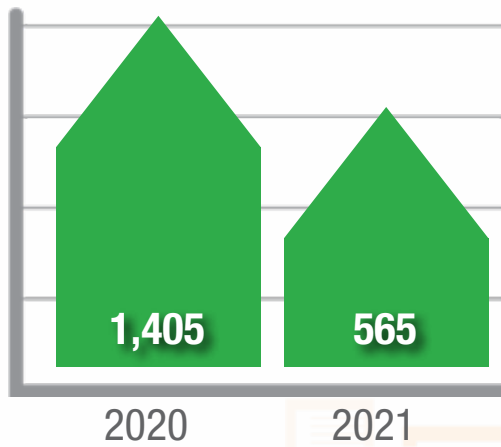
**INCREASED 136.1%**



Total **Active Listings**

**DECREASED -59.8%**

Percentage change based on year-over-year comparison.



**Single Family**

**1.4 MONTHS**

Seller's Market

**Condos/Townhomes**

**1.5 MONTHS**

Seller's Market

**Single Family** Home

**INCREASED 28.7%**

\$469,900

**Condos/Townhomes**

**INCREASED 31.9%**

\$227,500



South Florida  
**MARKET**  
INTELLIGENCE  
Provided by the Miami Association of Realtors

**JTHS**  
**MIAMI**  
A Division of  
MIAMI REALTORS

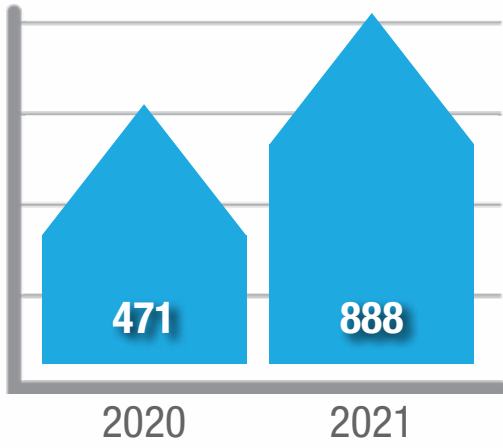




Saint Lucia Total Home Sales

**INCREASED 88.5%**

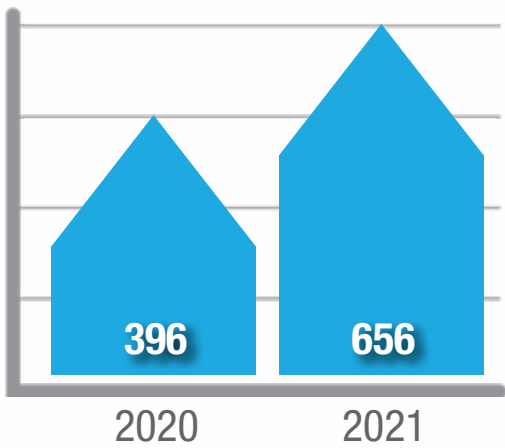
Percentage change based on year-over-year comparison.



**Single Family**

Home Sales

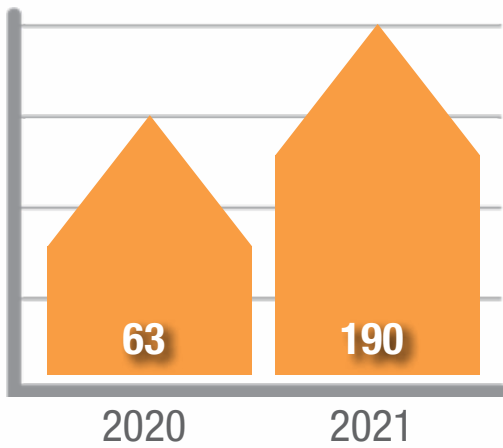
**INCREASED 65.7%**



**Condos/Townhomes**

Transactions

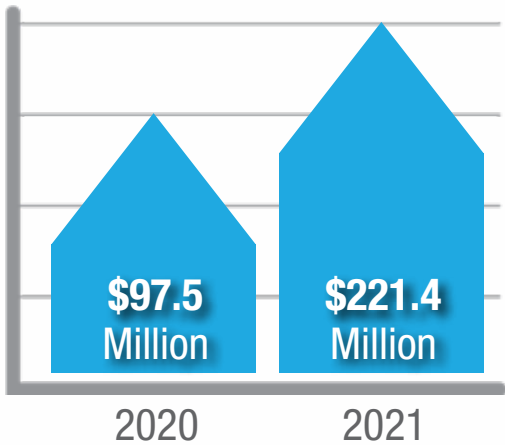
**INCREASED 201.6%**



**Single Family**

Dollar Volume

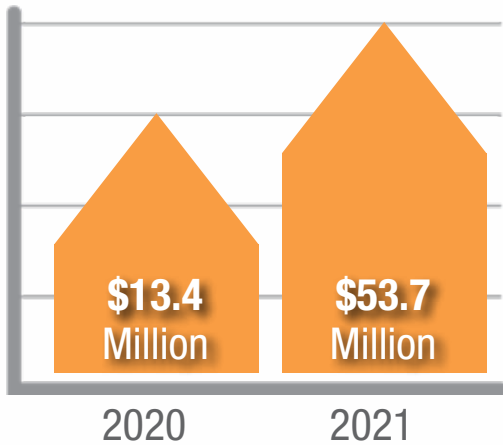
**INCREASED 127.0%**



**Condos/Townhomes**

Dollar Volume

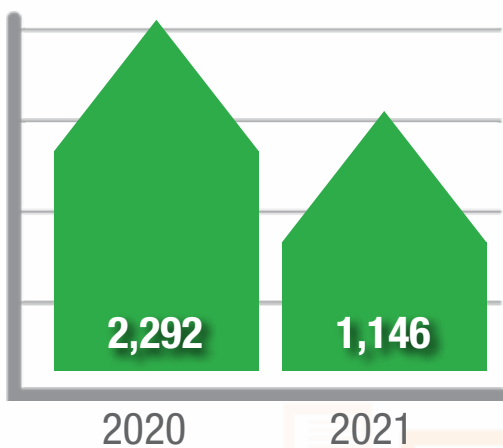
**INCREASED 300.2%**



Total Active Listings

**DECREASED -50.0%**

Percentage change based on year-over-year comparison.



**Single Family**

**3.3 MONTHS**

Seller's Market

**Condos/Townhomes**

**1.6 MONTHS**

Seller's Market

**Single Family** Home

**INCREASED 26.4%**

\$236,500

**Condos/Townhomes**

**INCREASED 40.3%**

\$236,450

South Florida  
**MARKET**  
INTELLIGENCE  
Provided by the Miami Association of Realtors

**JTHS**  
**MIAMI**  
a Division of  
MIAMI REALTORS