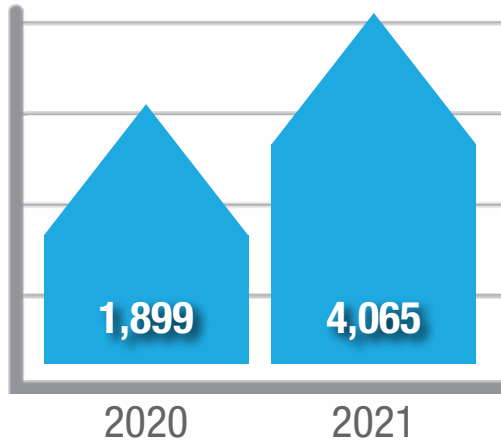


Miami-Dade Total Home Sales

INCREASED 114.1%

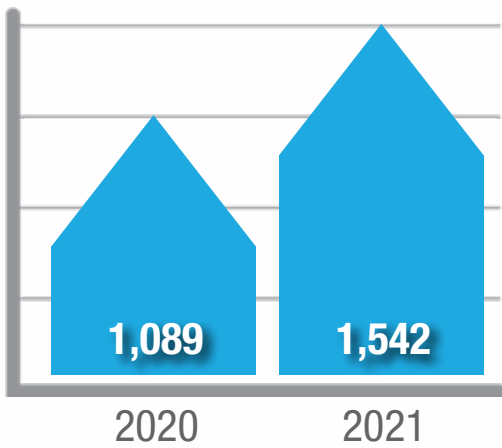
Percentage change based on year-over-year comparison.



Single Family

Home Sales

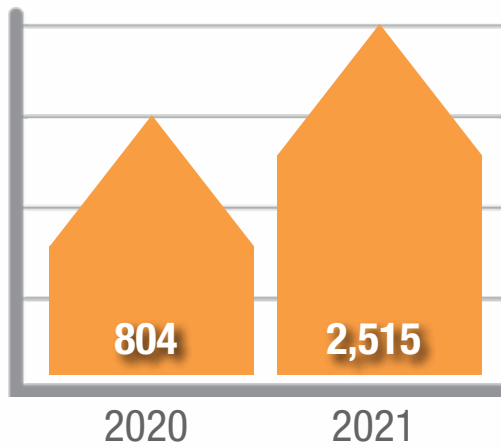
INCREASED 41.6%



Condos/Townhomes

Transactions

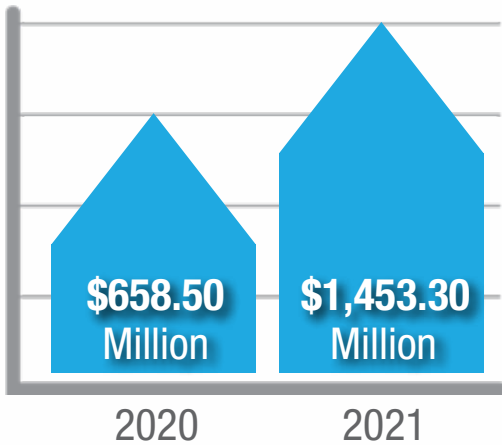
INCREASED 212.8%



Single Family

Dollar Volume

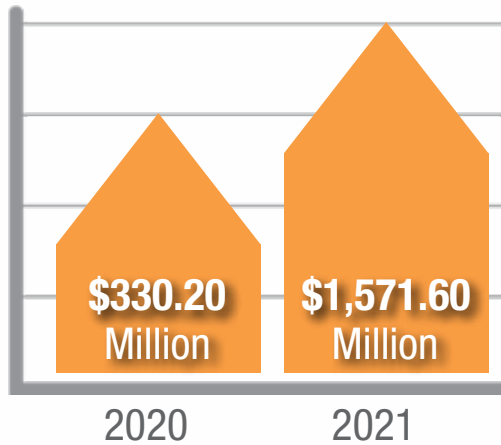
INCREASED 120.7%



Condos/Townhomes

Dollar Volume

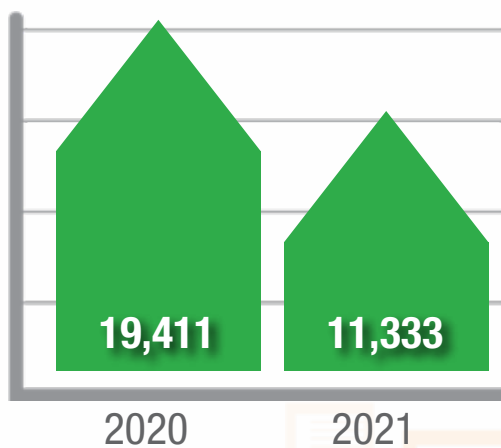
INCREASED 375.9%



Total Active Listings

DECREASED -41.6%

Percentage change based on year-over-year comparison.



Single Family

2.2 MONTHS

Seller's Market

Condos/Townhomes

5.1 MONTHS

Buyer's Market

Single Family Home

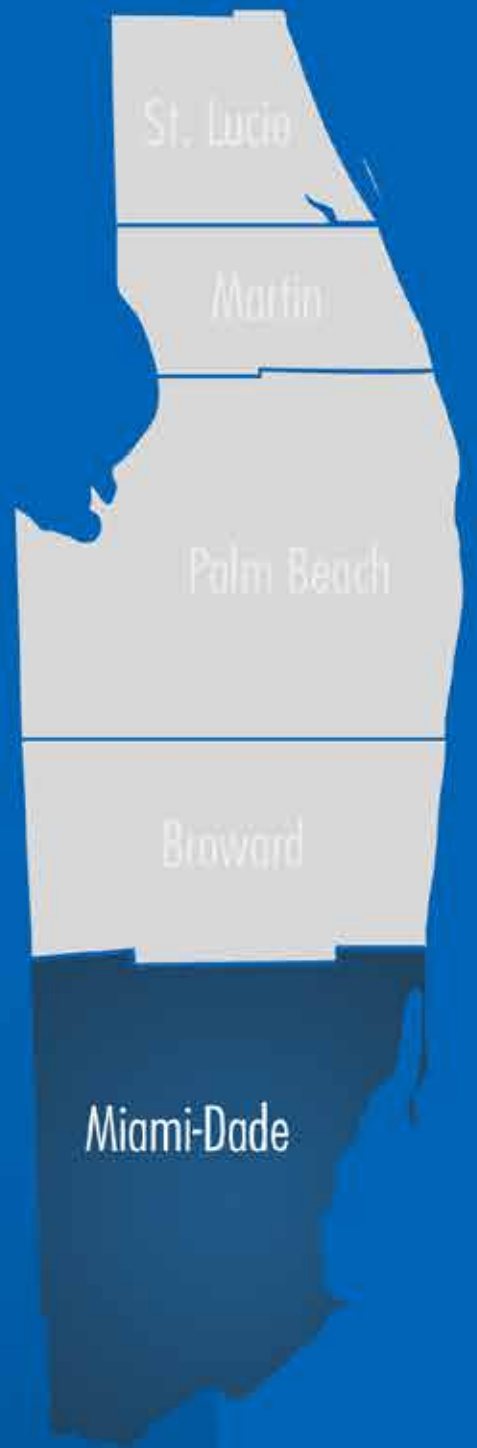
INCREASED 28.7%

\$500,000

Condos/Townhomes

INCREASED 29.8%

\$340,000



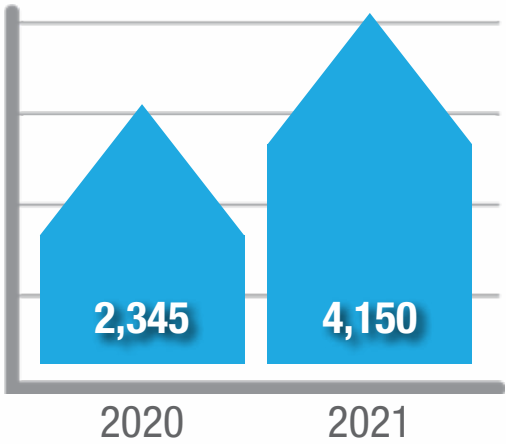
South Florida
MARKET
INTELLIGENCE
Provided by the Miami Association of Realtors

MIAMI
REALTORS

Broward Total Home Sales

INCREASED 76.9%

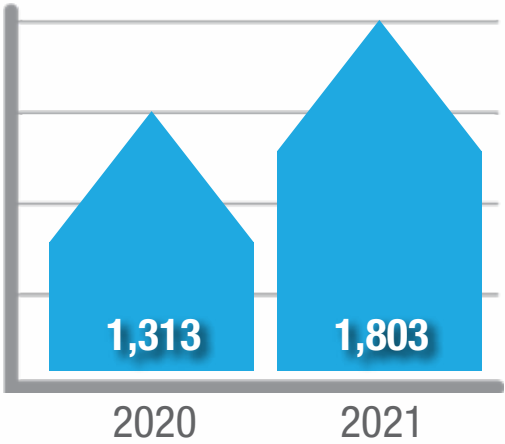
Percentage change based on year-over-year comparison.



Single Family

Home Sales

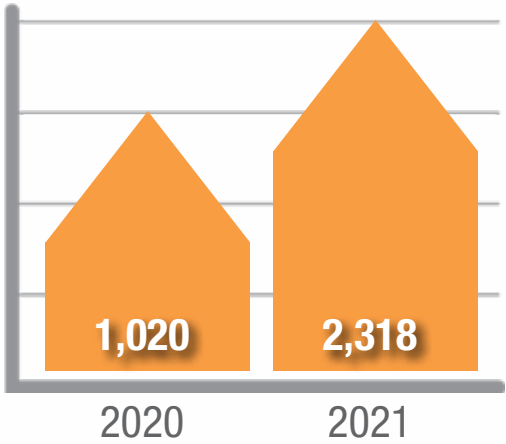
INCREASED 37.3%



Condos/Townhomes

Transactions

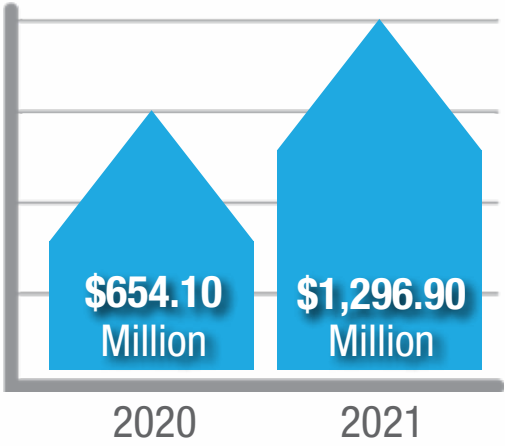
INCREASED 127.3%



Single Family

Dollar Volume

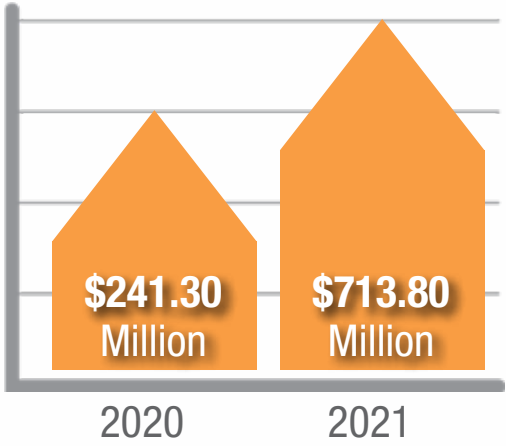
INCREASED 98.3%



Condos/Townhomes

Dollar Volume

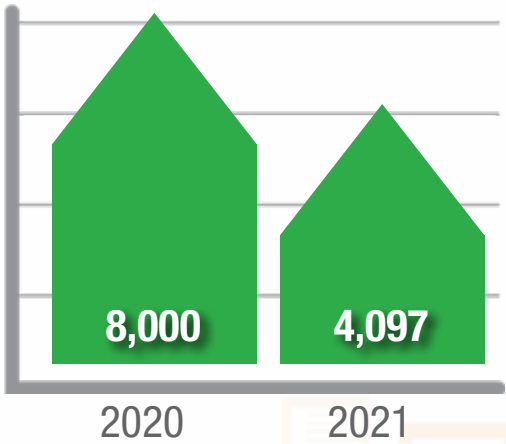
INCREASED 195.8%



Total Active Listings

DECREASED -48.8%

Percentage change based on year-over-year comparison.



Single Family

3.4 MONTHS

Seller's Market

Condos/Townhomes

2.4 MONTHS

Seller's Market

Single Family Home

INCREASED 27.7%

\$498,203

Condos/Townhomes

INCREASED 11.3%

\$221,000



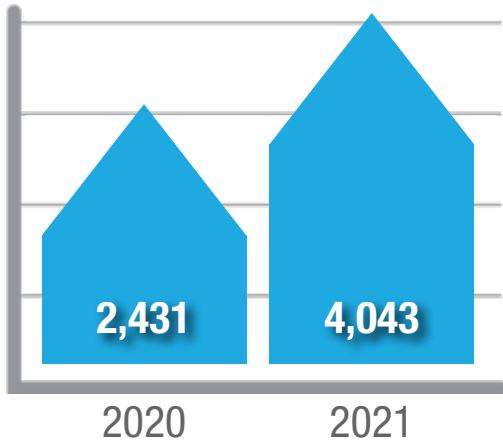
South Florida
MARKET
INTELLIGENCE
Provided by the Miami Association of Realtors

BROWARD
MIAMI
a Division of
MIAMI REALTORS

Palm Beach Total Home Sales

INCREASED 66.3%

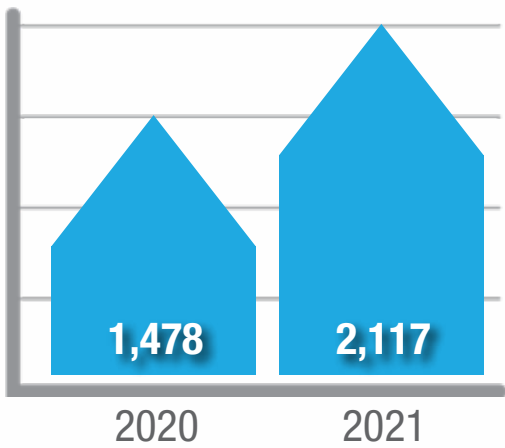
Percentage change based on year-over-year comparison.



Single Family

Home Sales

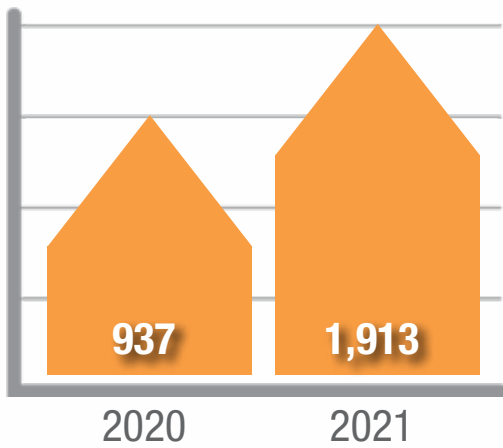
INCREASED 43.2%



Condos/Townhomes

Transactions

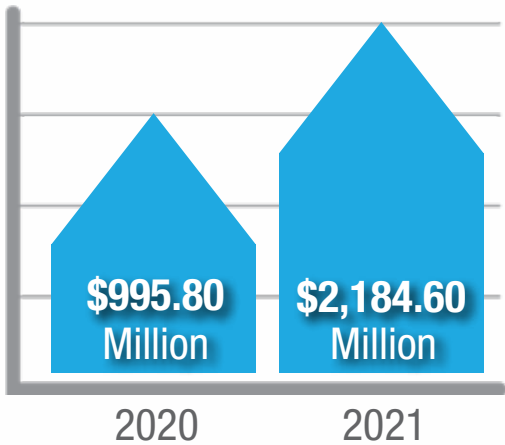
INCREASED 104.2%



Single Family

Dollar Volume

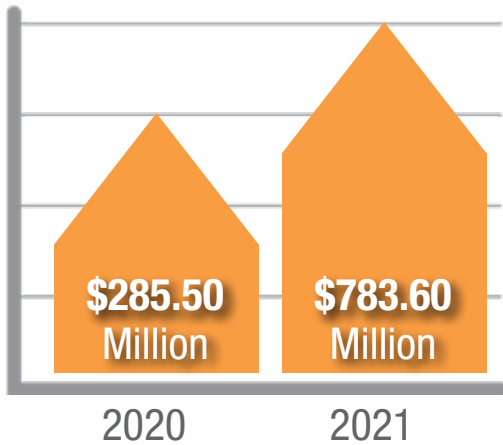
INCREASED 119.4%



Condos/Townhomes

Dollar Volume

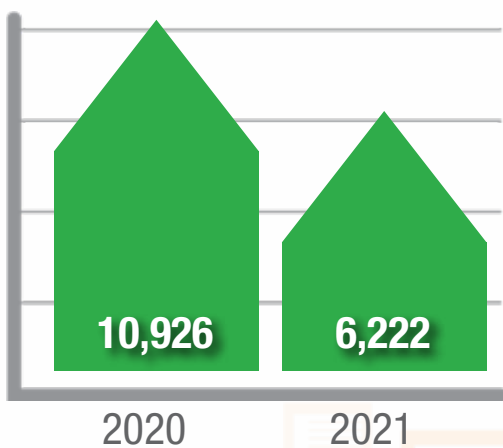
INCREASED 174.5%



Total Active Listings

DECREASED -43.1%

Percentage change based on year-over-year comparison.



Single Family

1.8 MONTHS

Seller's Market

Condos/Townhomes

2.1 MONTHS

Seller's Market

Single Family Home

INCREASED 33.0%

\$500,000

Condos/Townhomes

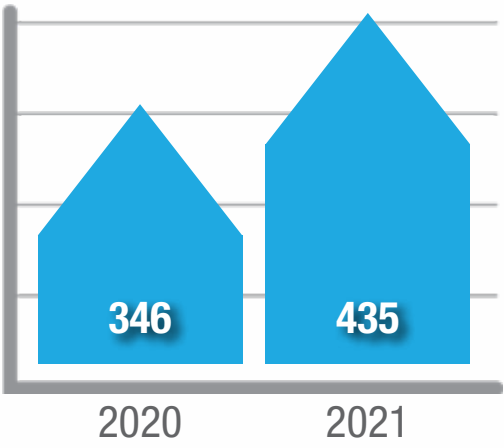
INCREASED 15.9%

\$237,500

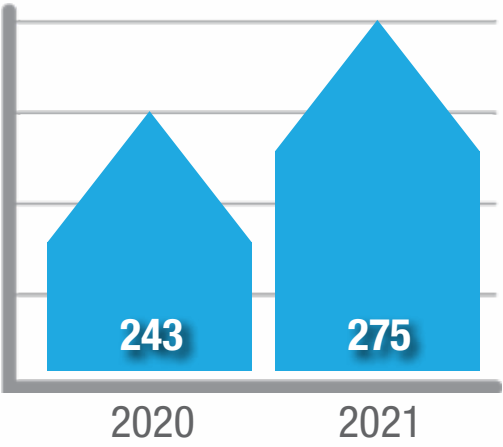
South Florida
MARKET
INTELLIGENCE
Provided by the Miami Association of Realtors

JTHS
MIAMI
A Division of
MIAMI REALTORS

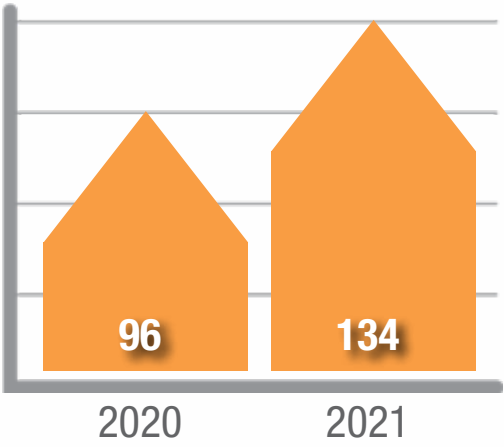
Martin Total **Home Sales**
INCREASED 25.7%
Percentage change based on year-over-year comparison.



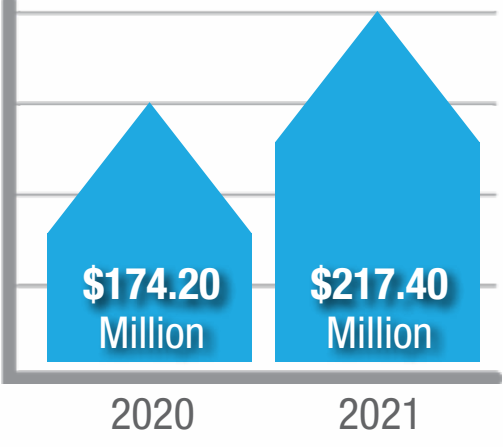
Single Family
Home Sales
INCREASED 13.2%



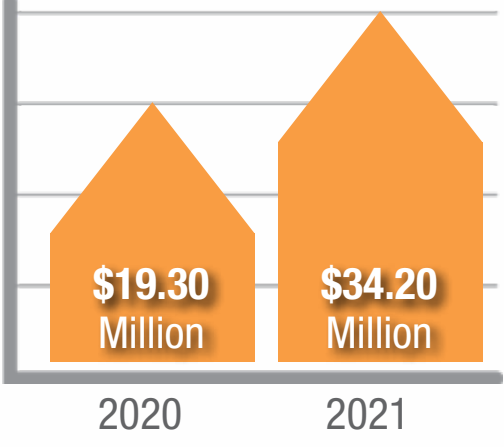
Condos/Townhomes
Transactions
INCREASED 39.6%



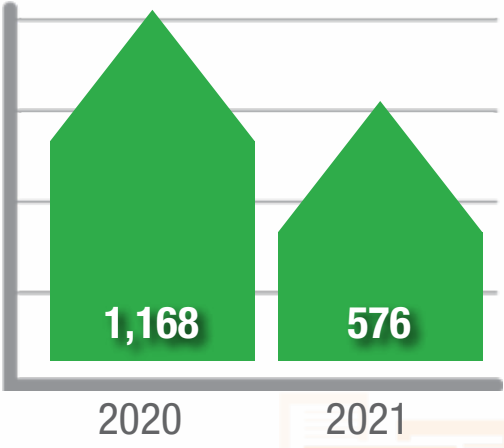
Single Family
Dollar Volume
INCREASED 24.9%



Condos/Townhomes
Dollar Volume
INCREASED 76.6%



Total **Active Listings**
DECREASED -50.7%
Percentage change based on year-over-year comparison.



Single Family
1.4 MONTHS
Seller's Market

Condos/Townhomes
1.4 MONTHS
Seller's Market

Single Family Home
INCREASED 19.5%
\$490,000

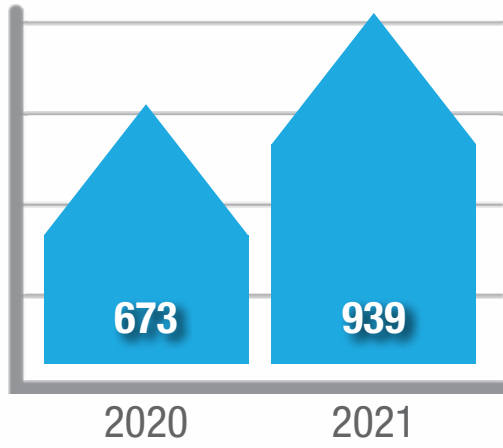
Condos/Townhomes
INCREASED 18.8%
\$195,450



Saint Lucia Total Home Sales

INCREASED 39.5%

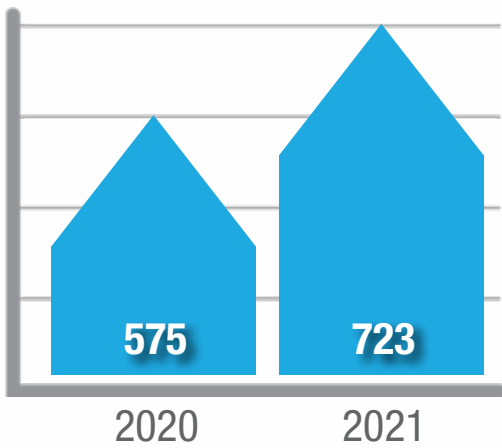
Percentage change based on year-over-year comparison.



Single Family

Home Sales

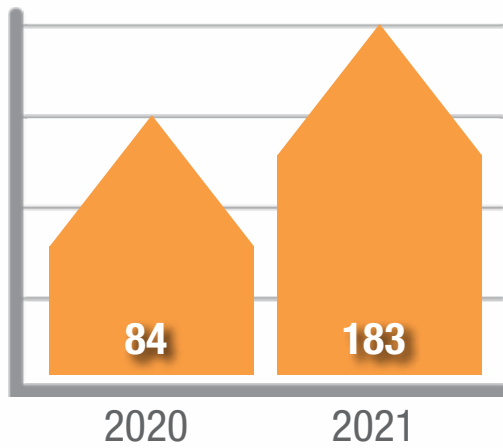
INCREASED 25.7%



Condos/Townhomes

Transactions

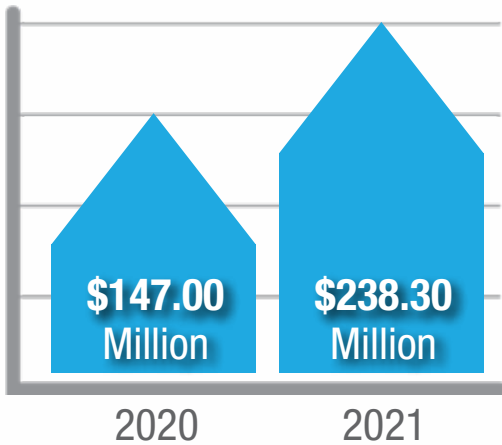
INCREASED 117.9%



Single Family

Dollar Volume

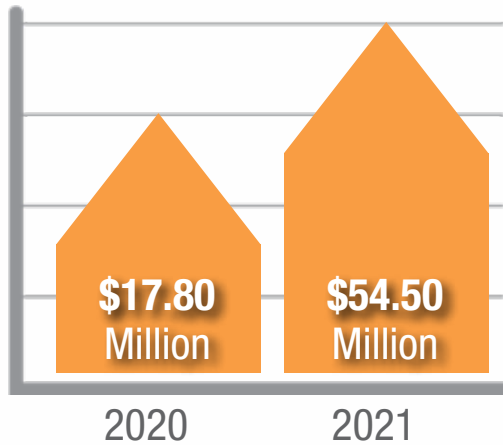
INCREASED 62.1%



Condos/Townhomes

Dollar Volume

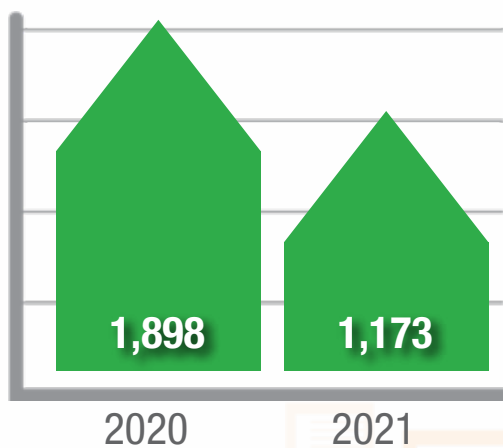
INCREASED 205.6%



Total Active Listings

DECREASED -38.2%

Percentage change based on year-over-year comparison.



Single Family

2.7 MONTHS

Seller's Market

Condos/Townhomes

1.5 MONTHS

Seller's Market

Single Family Home

INCREASED 24.5%

\$244,900

Condos/Townhomes

INCREASED 27.6%

\$220,000

South Florida
MARKET
INTELLIGENCE
Provided by the Miami Association of Realtors

JTHS
MIAMI
a Division of
MIAMI REALTORS