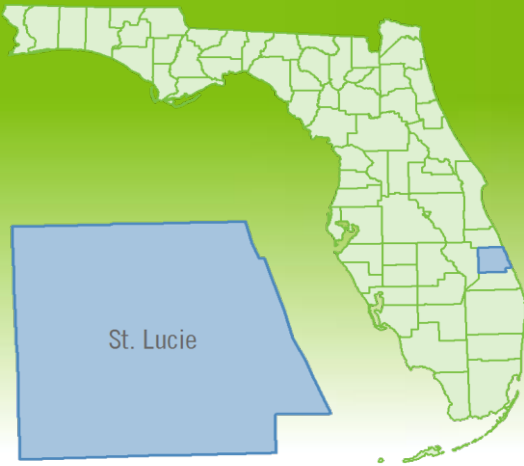


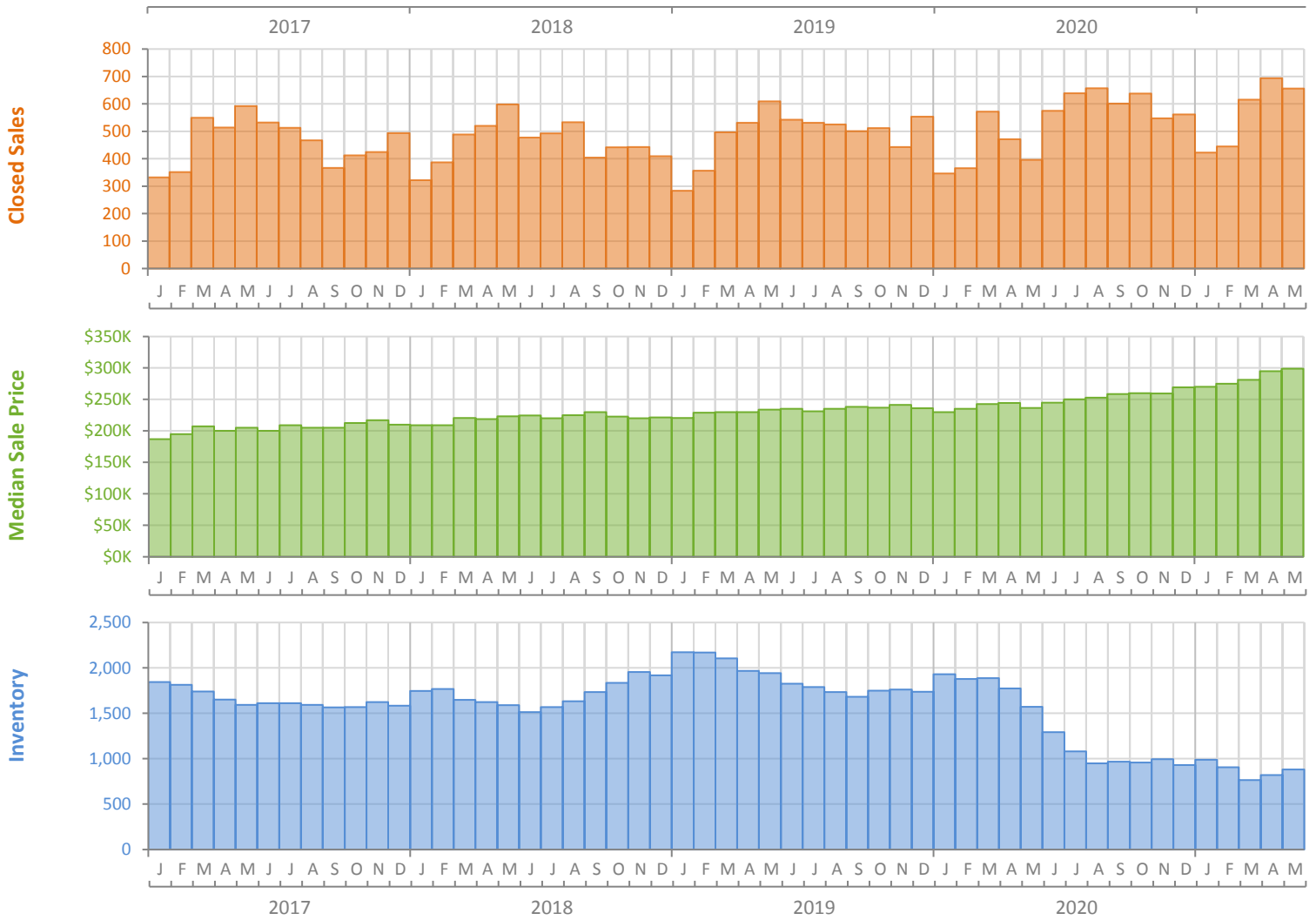
# Monthly Market Summary - May 2021

## Single-Family Homes

### St. Lucie County



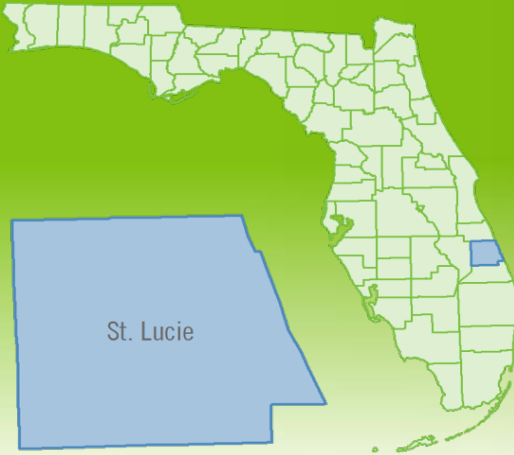
	May 2021	May 2020	Percent Change Year-over-Year
Closed Sales	656	396	65.7%
Paid in Cash	182	70	160.0%
Median Sale Price	\$299,000	\$236,500	26.4%
Average Sale Price	\$337,482	\$246,301	37.0%
Dollar Volume	\$221.4 Million	\$97.5 Million	127.0%
Med. Pct. of Orig. List Price Received	100.0%	97.4%	2.7%
Median Time to Contract	9 Days	38 Days	-76.3%
Median Time to Sale	56 Days	89 Days	-37.1%
New Pending Sales	519	707	-26.6%
New Listings	766	644	18.9%
Pending Inventory	1,185	1,152	2.9%
Inventory (Active Listings)	881	1,571	-43.9%
Months Supply of Inventory	1.5	3.3	-54.5%



# Monthly Distressed Market - May 2021

## Single-Family Homes

### St. Lucie County



		May 2021	May 2020	Percent Change Year-over-Year
Traditional	Closed Sales	645	385	67.5%
	Median Sale Price	\$300,000	\$237,000	26.6%
Foreclosure/REO	Closed Sales	6	8	-25.0%
	Median Sale Price	\$241,250	\$233,800	3.2%
Short Sale	Closed Sales	5	3	66.7%
	Median Sale Price	\$180,000	\$193,000	-6.7%

