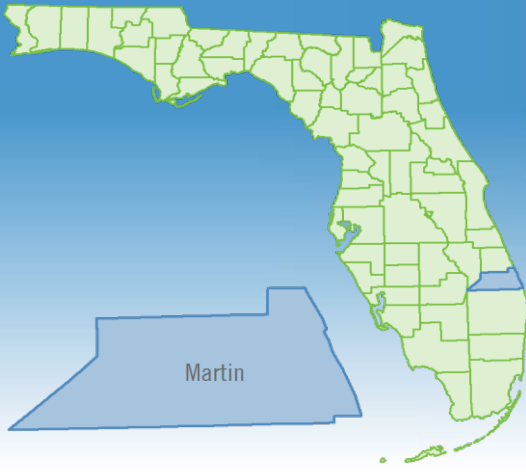


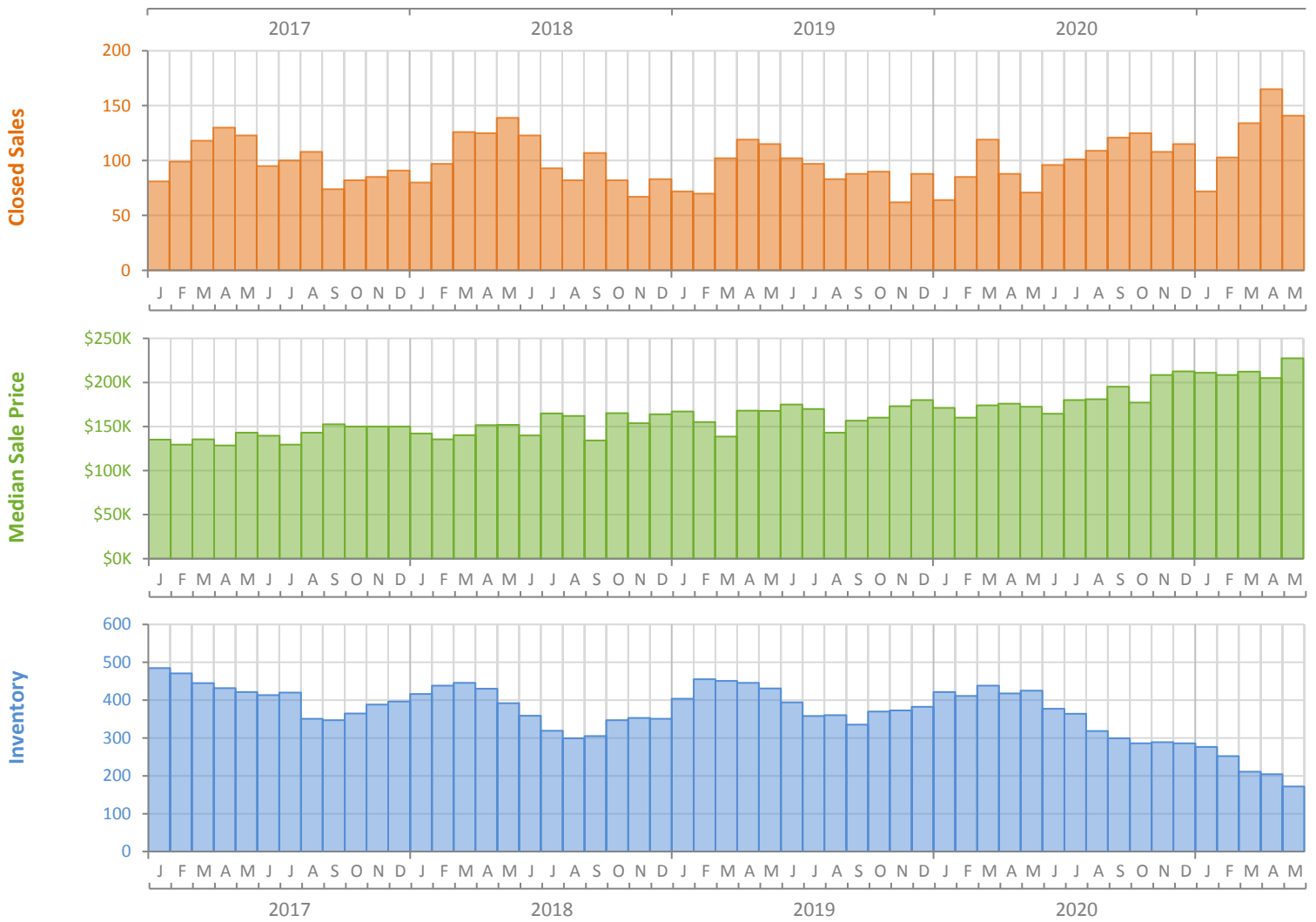
Monthly Market Summary - May 2021

Townhouses and Condos

Martin County



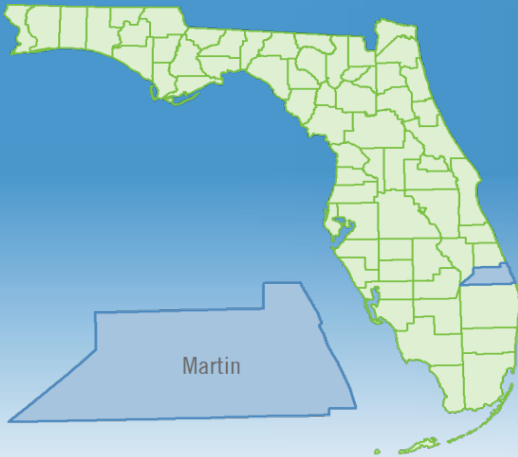
	May 2021	May 2020	Percent Change Year-over-Year
Closed Sales	141	71	98.6%
Paid in Cash	93	48	93.8%
Median Sale Price	\$227,500	\$172,500	31.9%
Average Sale Price	\$312,362	\$262,757	18.9%
Dollar Volume	\$44.0 Million	\$18.7 Million	136.1%
Med. Pct. of Orig. List Price Received	99.0%	94.6%	4.7%
Median Time to Contract	9 Days	48 Days	-81.3%
Median Time to Sale	52 Days	79 Days	-34.2%
New Pending Sales	121	114	6.1%
New Listings	109	137	-20.4%
Pending Inventory	199	153	30.1%
Inventory (Active Listings)	172	425	-59.5%
Months Supply of Inventory	1.5	4.9	-69.4%



Monthly Distressed Market - May 2021

Townhouses and Condos

Martin County



		May 2021	May 2020	Percent Change Year-over-Year
Traditional	Closed Sales	139	71	95.8%
	Median Sale Price	\$230,000	\$172,500	33.3%
Foreclosure/REO	Closed Sales	2	0	N/A
	Median Sale Price	\$119,742	(No Sales)	N/A
Short Sale	Closed Sales	0	0	N/A
	Median Sale Price	(No Sales)	(No Sales)	N/A

