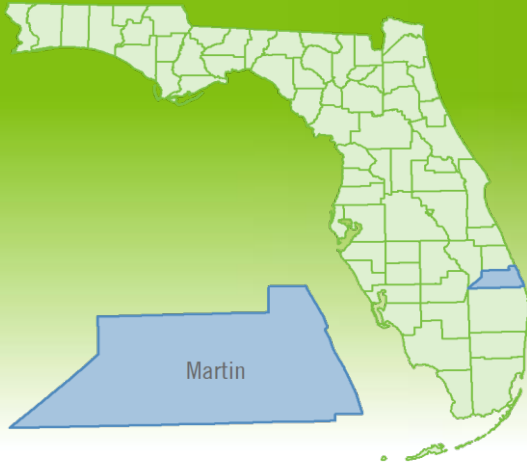


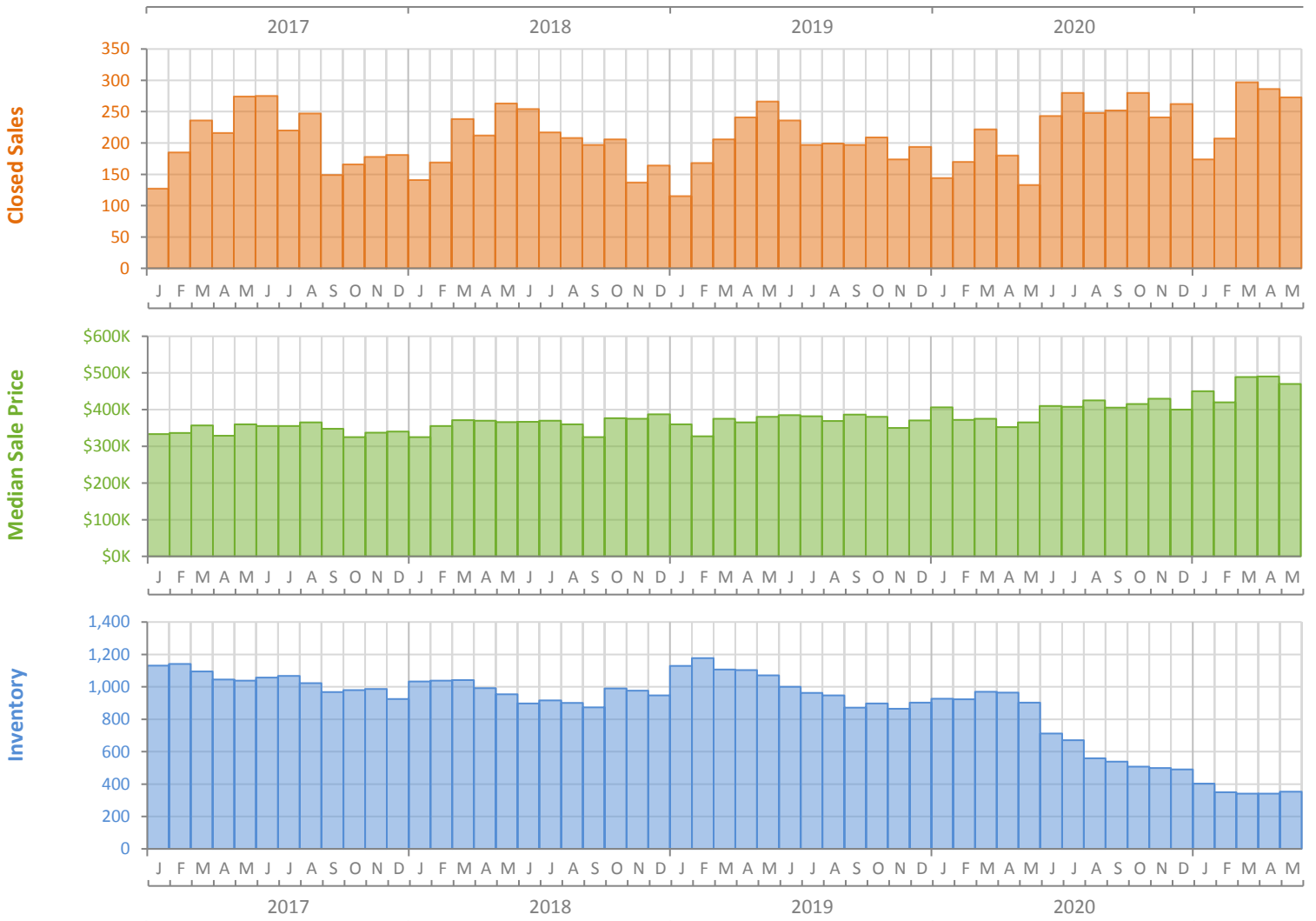
Monthly Market Summary - May 2021

Single-Family Homes

Martin County



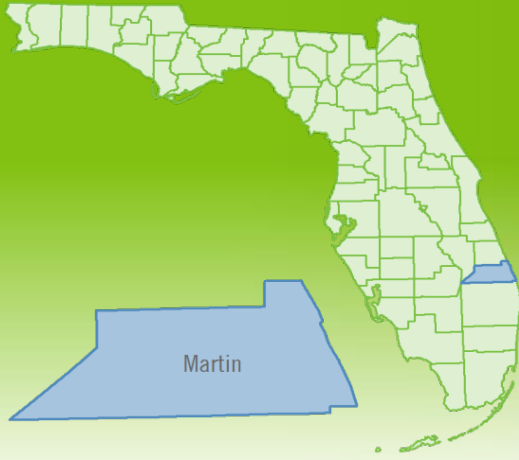
	May 2021	May 2020	Percent Change Year-over-Year
Closed Sales	273	133	105.3%
Paid in Cash	127	40	217.5%
Median Sale Price	\$469,900	\$365,000	28.7%
Average Sale Price	\$962,045	\$520,755	84.7%
Dollar Volume	\$262.6 Million	\$69.3 Million	279.2%
Med. Pct. of Orig. List Price Received	99.3%	94.8%	4.7%
Median Time to Contract	12 Days	40 Days	-70.0%
Median Time to Sale	59 Days	88 Days	-33.0%
New Pending Sales	222	279	-20.4%
New Listings	276	305	-9.5%
Pending Inventory	376	393	-4.3%
Inventory (Active Listings)	352	902	-61.0%
Months Supply of Inventory	1.4	4.8	-70.8%



Monthly Distressed Market - May 2021

Single-Family Homes

Martin County



		May 2021	May 2020	Percent Change Year-over-Year
Traditional	Closed Sales	271	132	105.3%
	Median Sale Price	\$475,000	\$367,500	29.3%
Foreclosure/REO	Closed Sales	2	1	100.0%
	Median Sale Price	\$146,500	\$278,000	-47.3%
Short Sale	Closed Sales	0	0	N/A
	Median Sale Price	(No Sales)	(No Sales)	N/A

