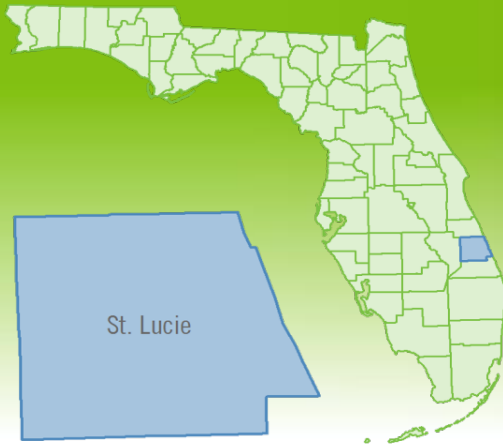


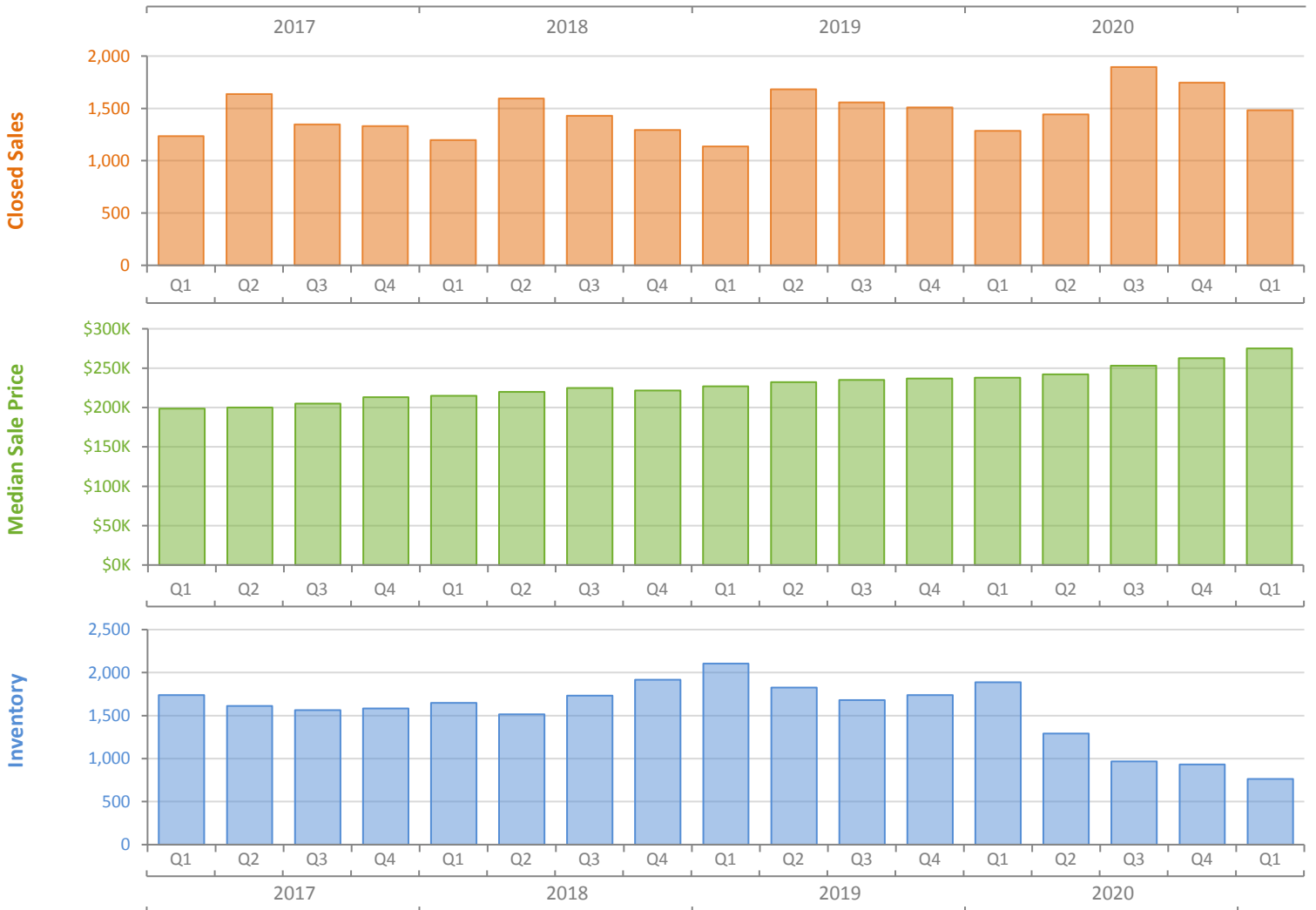
Quarterly Market Summary - Q1 2021

Single Family Homes

St. Lucie County



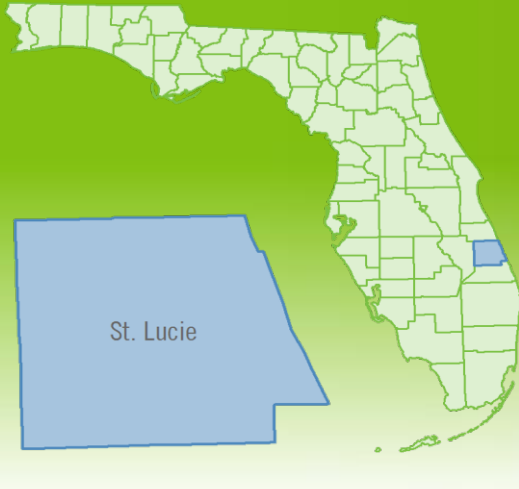
	Q1 2021	Q1 2020	Percent Change Year-over-Year
Closed Sales	1,484	1,285	15.5%
Paid in Cash	389	350	11.1%
Median Sale Price	\$275,000	\$238,000	15.5%
Average Sale Price	\$303,550	\$253,879	19.6%
Dollar Volume	\$450.5 Million	\$326.2 Million	38.1%
Med. Pct. of Orig. List Price Received	99.6%	96.9%	2.8%
Median Time to Contract	14 Days	46 Days	-69.6%
Median Time to Sale	62 Days	88 Days	-29.5%
New Pending Sales	2,156	1,825	18.1%
New Listings	2,170	2,194	-1.1%
Pending Inventory	1,785	996	79.2%
Inventory (Active Listings)	765	1,888	-59.5%
Months Supply of Inventory	1.4	3.8	-63.2%



Quarterly Distressed Market - Q1 2021

Single Family Homes

St. Lucie County



		Q1 2021	Q1 2020	Percent Change Year-over-Year
Traditional	Closed Sales	1,469	1,231	19.3%
	Median Sale Price	\$275,345	\$240,000	14.7%
Foreclosure/REO	Closed Sales	11	45	-75.6%
	Median Sale Price	\$238,950	\$184,000	29.9%
Short Sale	Closed Sales	4	9	-55.6%
	Median Sale Price	\$221,723	\$209,900	5.6%

