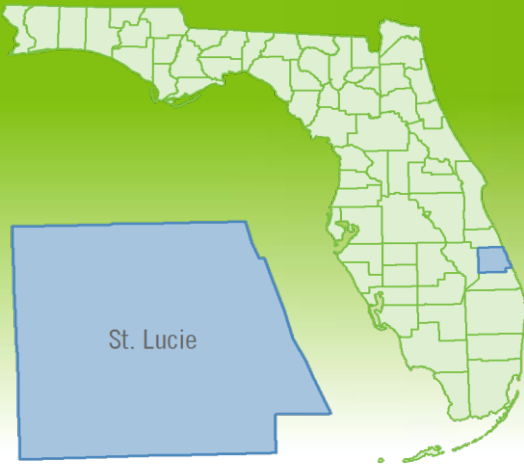


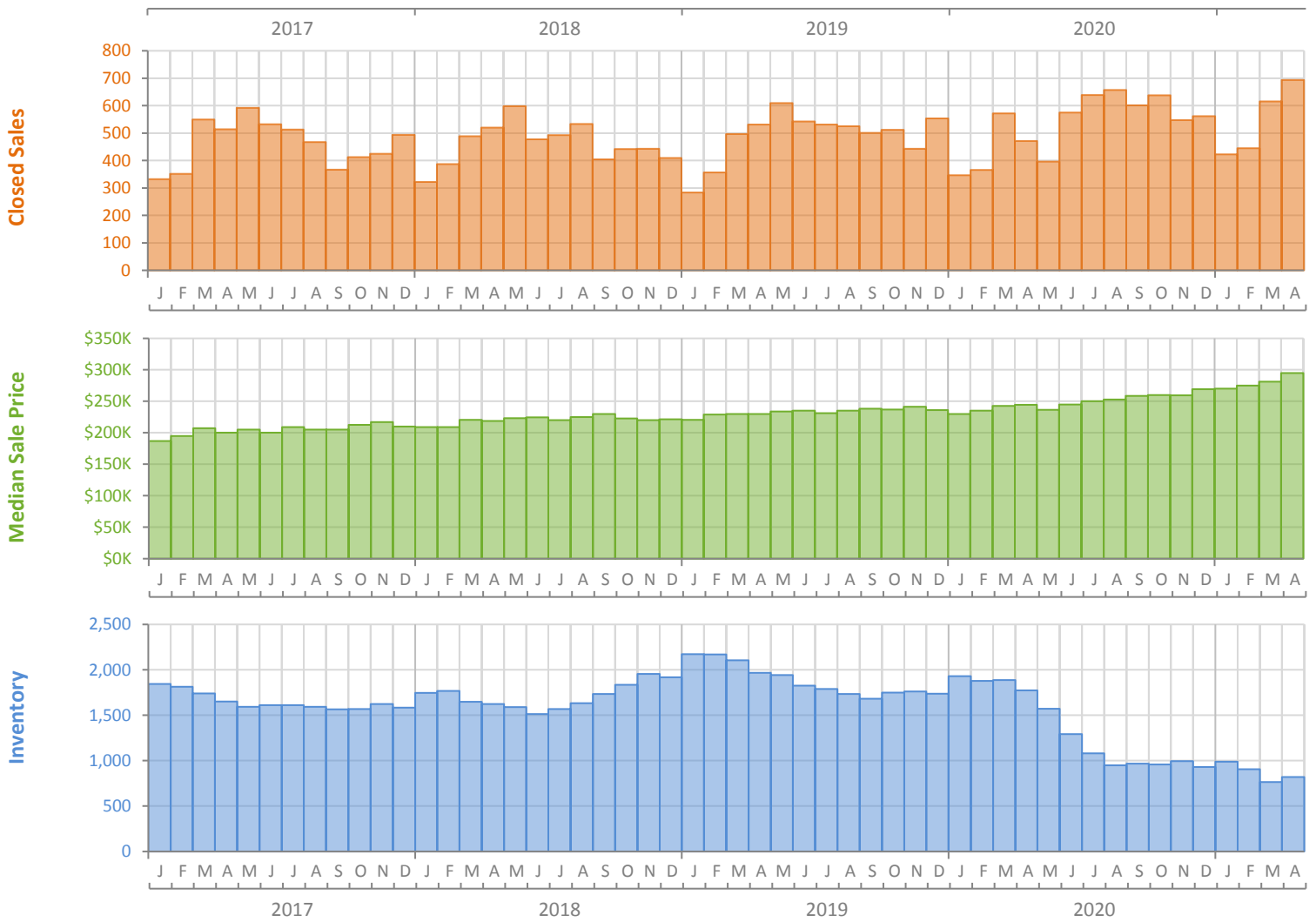
Monthly Market Summary - April 2021

Single-Family Homes

St. Lucie County



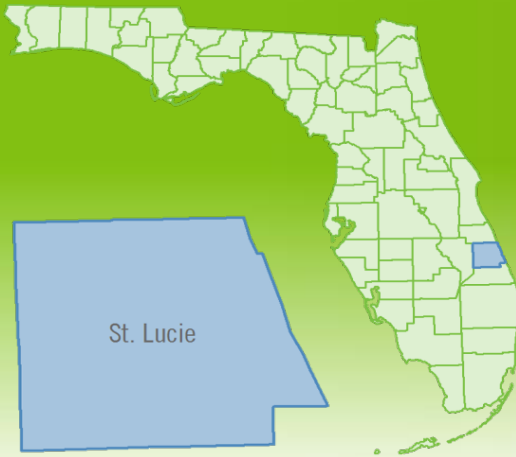
	April 2021	April 2020	Percent Change Year-over-Year
Closed Sales	694	471	47.3%
Paid in Cash	200	106	88.7%
Median Sale Price	\$295,000	\$244,400	20.7%
Average Sale Price	\$327,221	\$251,272	30.2%
Dollar Volume	\$227.1 Million	\$118.3 Million	91.9%
Med. Pct. of Orig. List Price Received	100.0%	96.9%	3.2%
Median Time to Contract	9 Days	30 Days	-70.0%
Median Time to Sale	56 Days	79 Days	-29.1%
New Pending Sales	591	439	34.6%
New Listings	763	487	56.7%
Pending Inventory	1,271	880	44.4%
Inventory (Active Listings)	820	1,775	-53.8%
Months Supply of Inventory	1.4	3.6	-61.1%



Monthly Distressed Market - April 2021

Single-Family Homes

St. Lucie County



		April 2021	April 2020	Percent Change Year-over-Year
Traditional	Closed Sales	686	462	48.5%
	Median Sale Price	\$297,450	\$245,000	21.4%
Foreclosure/REO	Closed Sales	3	9	-66.7%
	Median Sale Price	\$227,500	\$134,400	69.3%
Short Sale	Closed Sales	5	0	N/A
	Median Sale Price	\$251,000	(No Sales)	N/A

