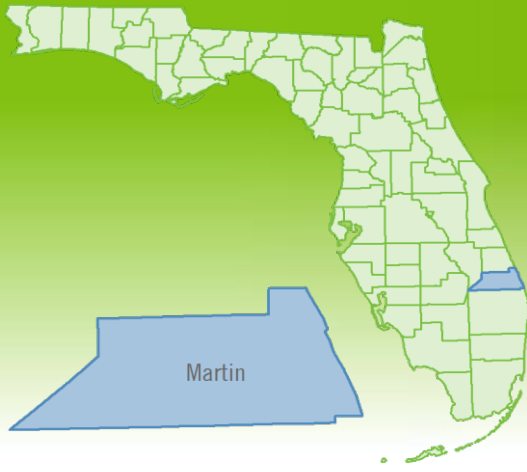


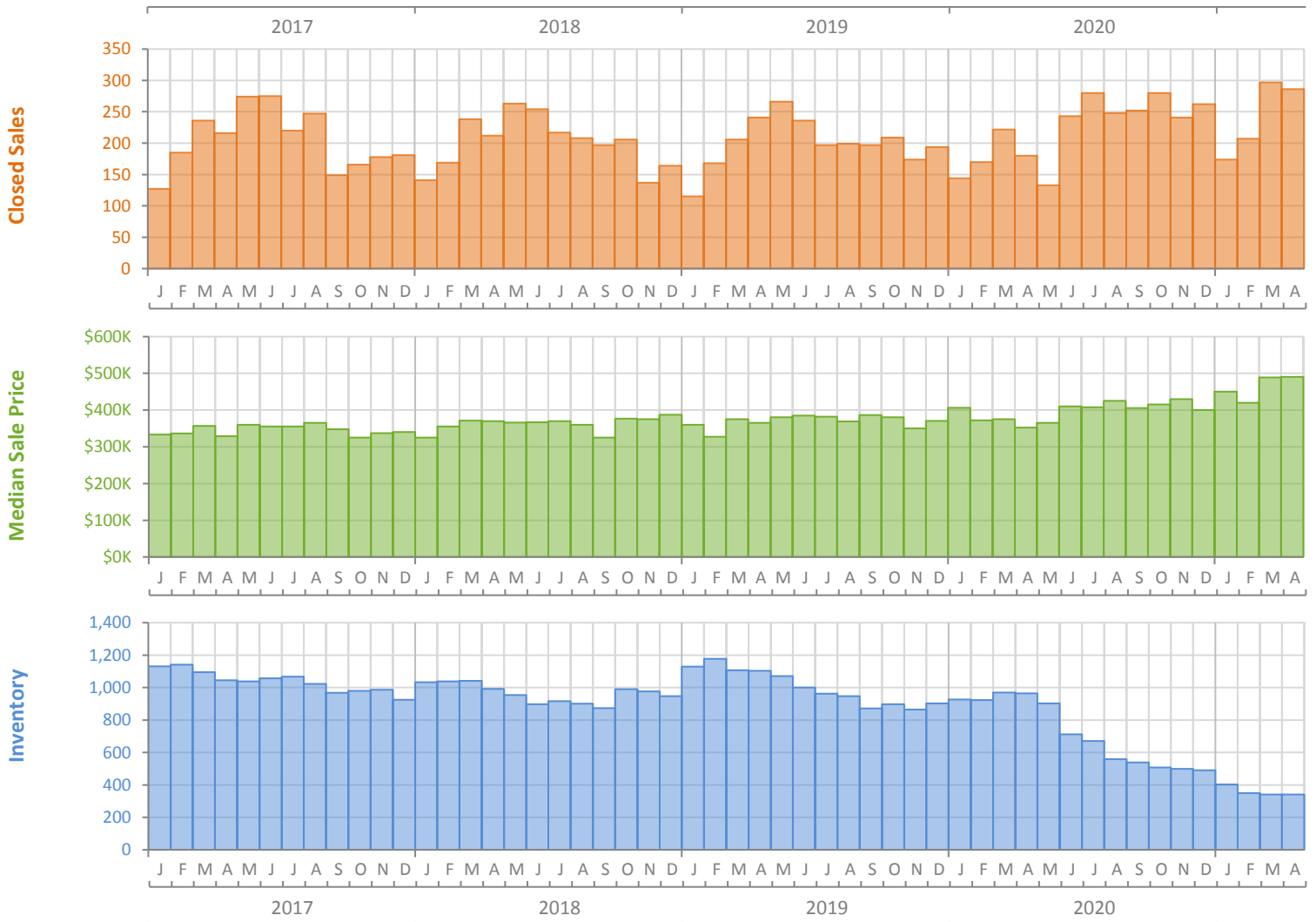
Monthly Market Summary - April 2021

Single-Family Homes

Martin County



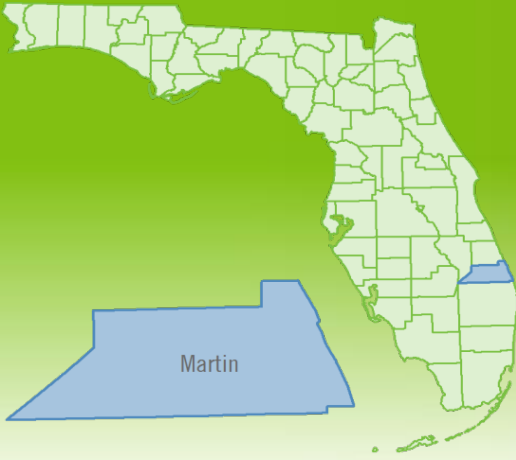
	April 2021	April 2020	Percent Change Year-over-Year
Closed Sales	286	180	58.9%
Paid in Cash	124	56	121.4%
Median Sale Price	\$490,000	\$352,000	39.2%
Average Sale Price	\$1,035,304	\$515,674	100.8%
Dollar Volume	\$296.1 Million	\$92.8 Million	219.0%
Med. Pct. of Orig. List Price Received	98.9%	95.2%	3.9%
Median Time to Contract	12 Days	37 Days	-67.6%
Median Time to Sale	56 Days	84 Days	-33.3%
New Pending Sales	262	136	92.6%
New Listings	315	192	64.1%
Pending Inventory	411	251	63.7%
Inventory (Active Listings)	340	965	-64.8%
Months Supply of Inventory	1.4	4.8	-70.8%



Monthly Distressed Market - April 2021

Single-Family Homes

Martin County



		April 2021	April 2020	Percent Change Year-over-Year
Traditional	Closed Sales	284	177	60.5%
	Median Sale Price	\$490,000	\$354,750	38.1%
Foreclosure/REO	Closed Sales	2	2	0.0%
	Median Sale Price	\$297,500	\$272,750	9.1%
Short Sale	Closed Sales	0	1	-100.0%
	Median Sale Price	(No Sales)	\$270,000	N/A

