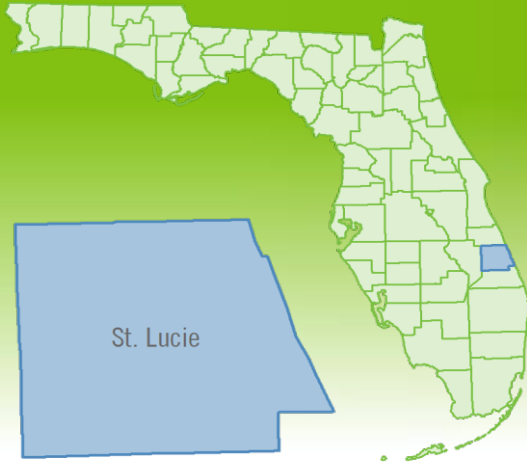


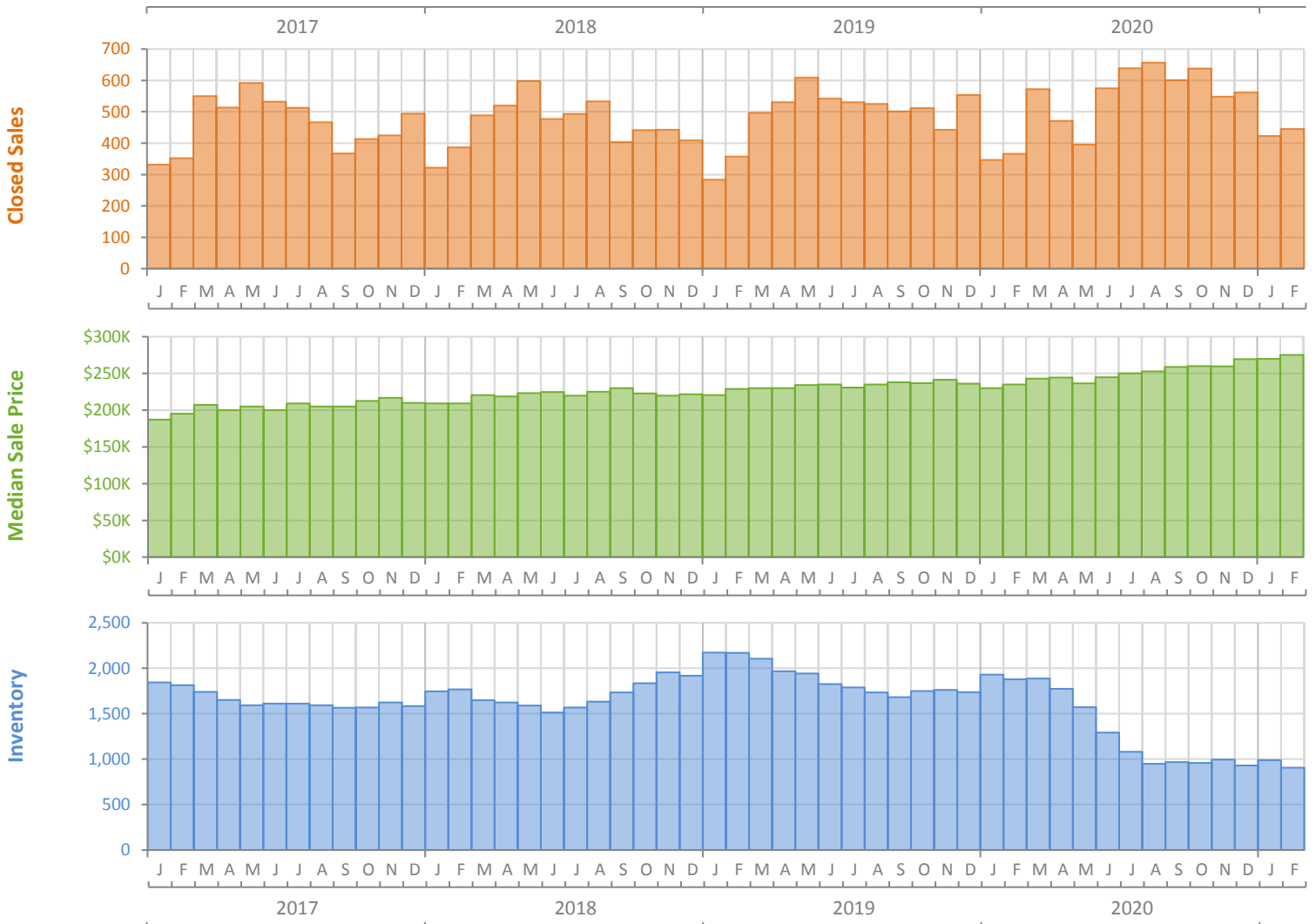
Monthly Market Summary - February 2021

Single Family Homes

St. Lucie County



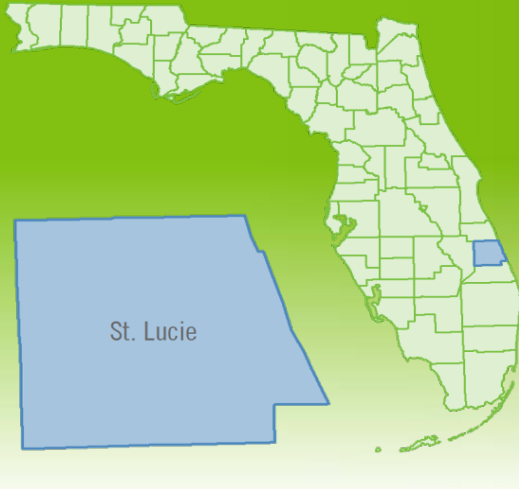
	February 2021	February 2020	Percent Change Year-over-Year
Closed Sales	445	366	21.6%
Paid in Cash	115	101	13.9%
Median Sale Price	\$275,000	\$235,000	17.0%
Average Sale Price	\$310,966	\$250,374	24.2%
Dollar Volume	\$138.4 Million	\$91.6 Million	51.0%
Med. Pct. of Orig. List Price Received	98.8%	96.7%	2.2%
Median Time to Contract	16 Days	53 Days	-69.8%
Median Time to Sale	66 Days	96 Days	-31.3%
New Pending Sales	707	651	8.6%
New Listings	662	681	-2.8%
Pending Inventory	1,574	1,064	47.9%
Inventory (Active Listings)	907	1,877	-51.7%
Months Supply of Inventory	1.7	3.8	-55.3%



Monthly Distressed Market - February 2021

Single Family Homes

St. Lucie County



		February 2021	February 2020	Percent Change Year-over-Year
Traditional	Closed Sales	443	346	28.0%
	Median Sale Price	\$275,000	\$239,450	14.8%
Foreclosure/REO	Closed Sales	2	17	-88.2%
	Median Sale Price	\$286,213	\$165,000	73.5%
Short Sale	Closed Sales	0	3	-100.0%
	Median Sale Price	(No Sales)	\$209,900	N/A

