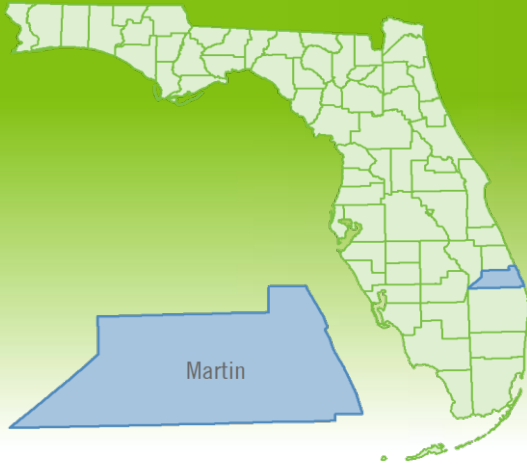


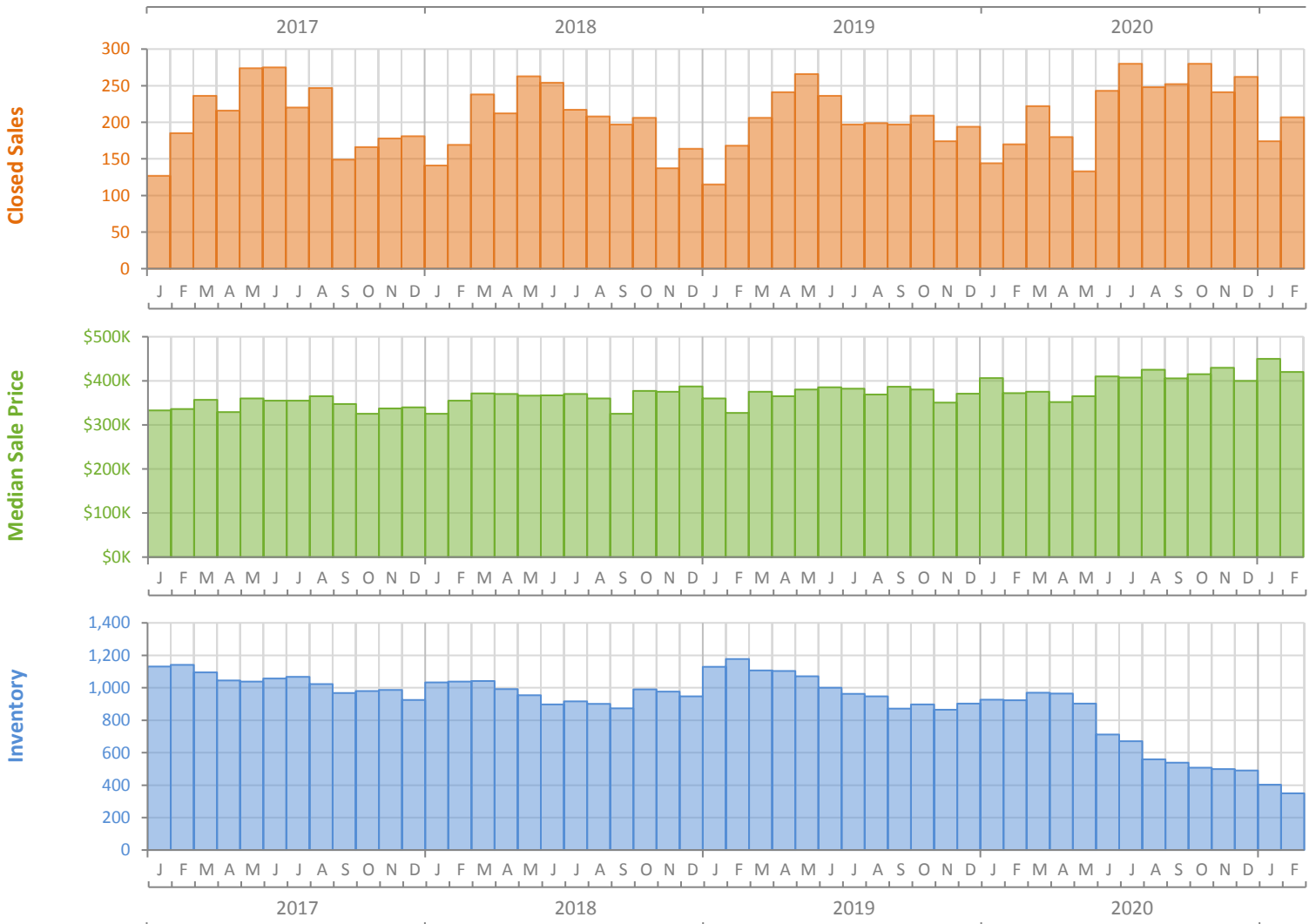
Monthly Market Summary - February 2021

Single Family Homes

Martin County



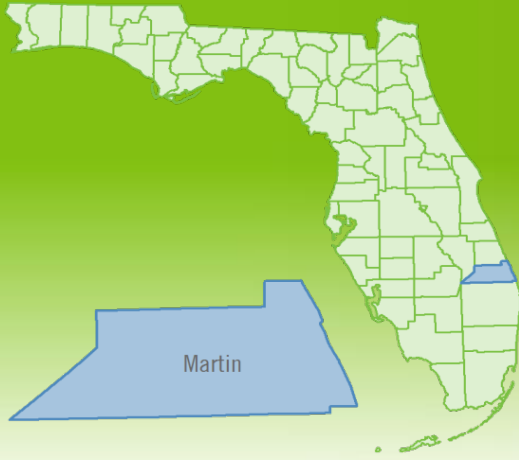
	February 2021	February 2020	Percent Change Year-over-Year
Closed Sales	207	170	21.8%
Paid in Cash	79	71	11.3%
Median Sale Price	\$419,900	\$372,000	12.9%
Average Sale Price	\$719,276	\$628,941	14.4%
Dollar Volume	\$148.9 Million	\$106.9 Million	39.3%
Med. Pct. of Orig. List Price Received	96.3%	95.3%	1.0%
Median Time to Contract	34 Days	51 Days	-33.3%
Median Time to Sale	81 Days	90 Days	-10.0%
New Pending Sales	304	251	21.1%
New Listings	274	297	-7.7%
Pending Inventory	584	387	50.9%
Inventory (Active Listings)	350	923	-62.1%
Months Supply of Inventory	1.5	4.6	-67.4%



Monthly Distressed Market - February 2021

Single Family Homes

Martin County



		February 2021	February 2020	Percent Change Year-over-Year
Traditional	Closed Sales	206	165	24.8%
	Median Sale Price	\$422,450	\$376,000	12.4%
Foreclosure/REO	Closed Sales	1	3	-66.7%
	Median Sale Price	\$206,000	\$310,000	-33.5%
Short Sale	Closed Sales	0	2	-100.0%
	Median Sale Price	(No Sales)	\$199,875	N/A

