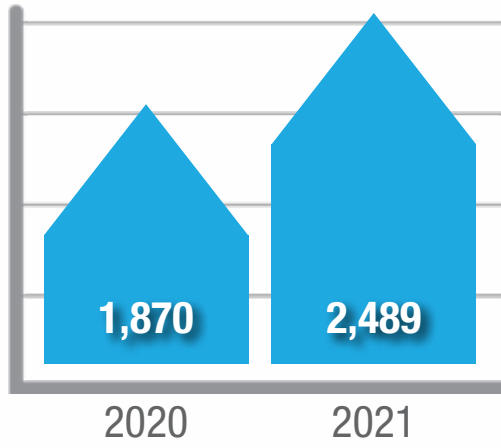


Miami-Dade Total Home Sales

INCREASED 33.1%

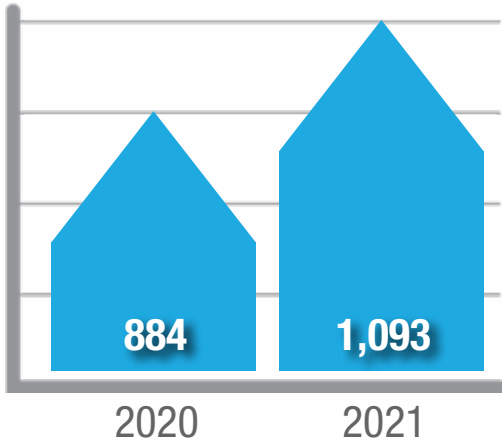
Percentage change based on year-over-year comparison.



Single Family

Home Sales

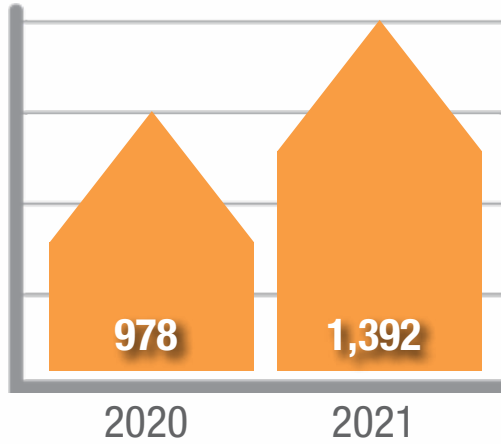
INCREASED 23.6%



Condos/Townhomes

Transactions

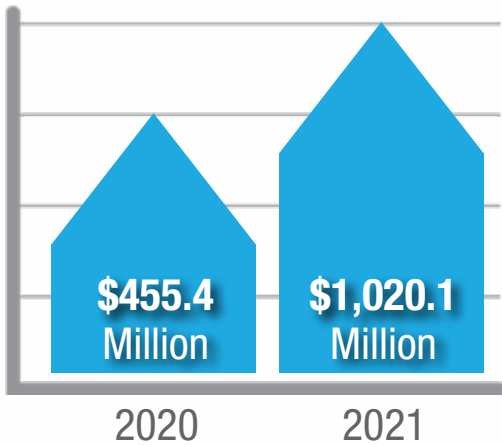
INCREASED 42.3%



Single Family

Dollar Volume

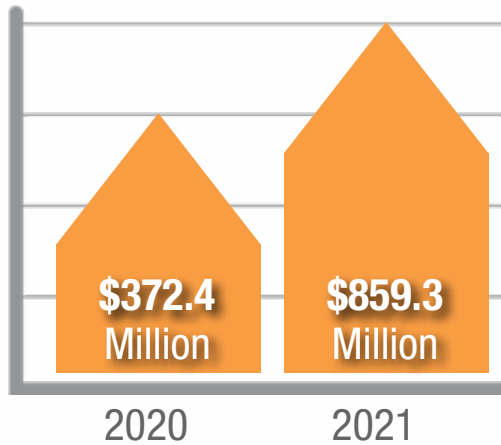
INCREASED 124.0%



Condos/Townhomes

Dollar Volume

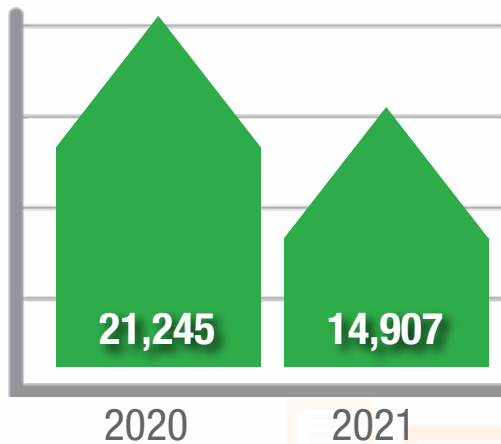
INCREASED 130.7%



Total Active Listings

DECREASED -29.8%

Percentage change based on year-over-year comparison.



Single Family

2.8 MONTHS

Seller's Market

Condos/Townhomes

10.2 MONTHS

Buyer's Market

Single Family Home

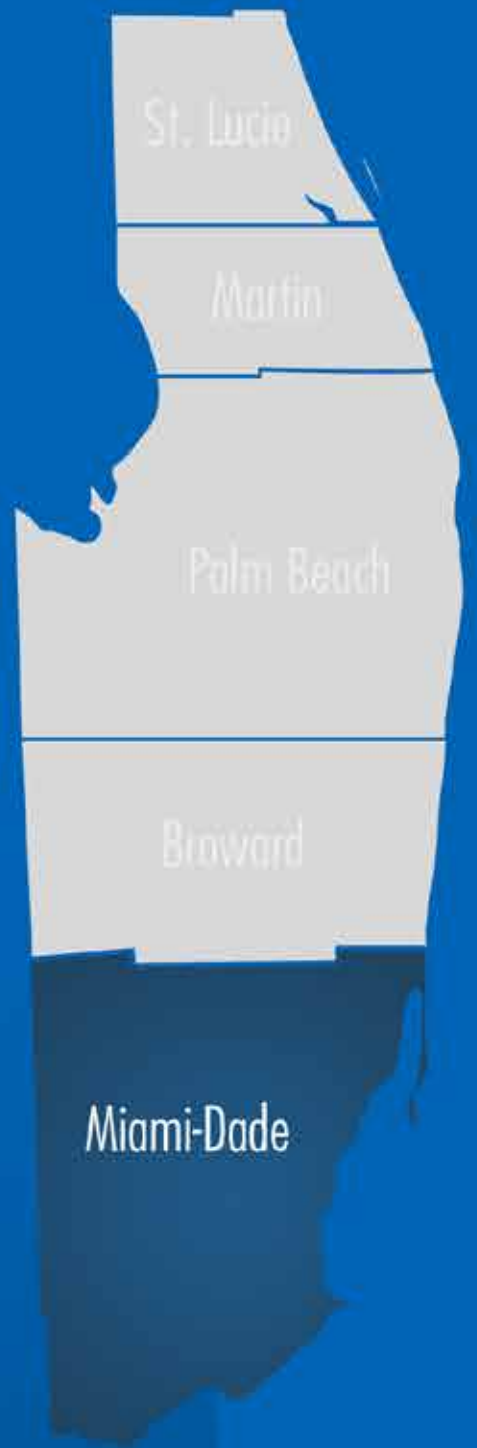
INCREASED 21.6%

\$450,000

Condos/Townhomes

INCREASED 17.6%

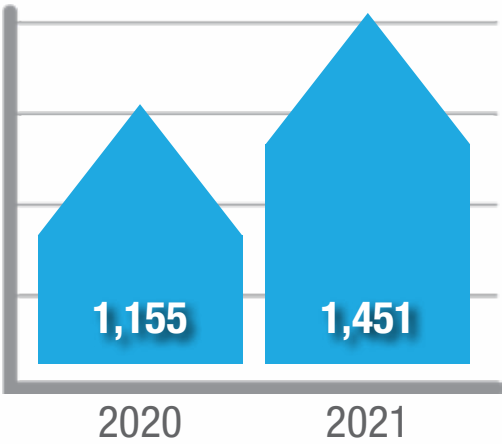
\$300,000



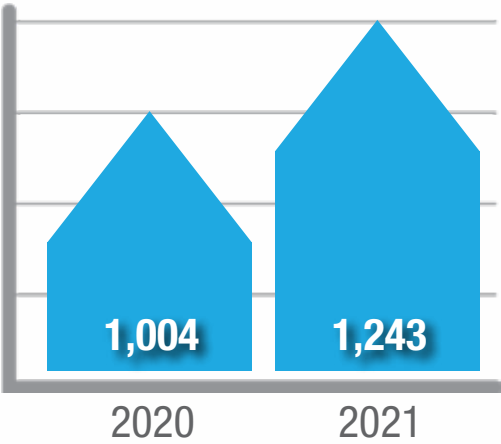
South Florida
MARKET
INTELLIGENCE
Provided by the Miami Association of Realtors

MIAAMI
REALTORS

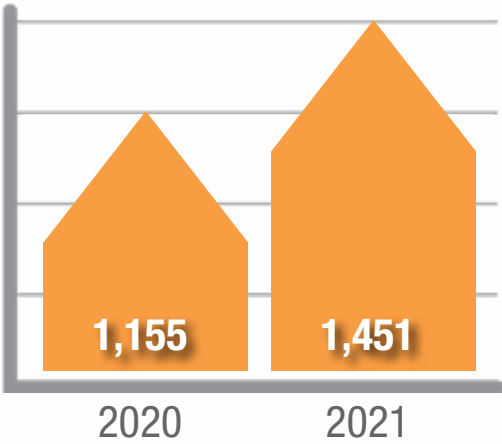
Broward Total **Home Sales**
INCREASED 25.6%
Percentage change based on year-over-year comparison.



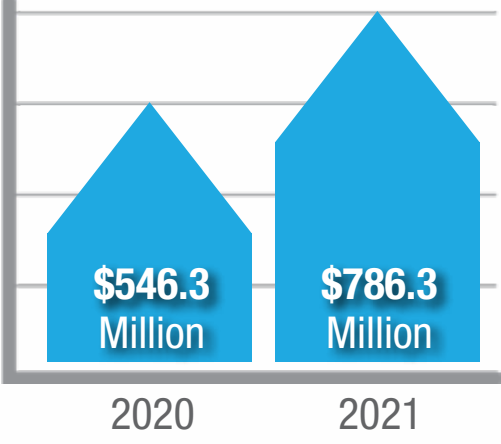
Single Family
Home Sales
INCREASED 23.8%



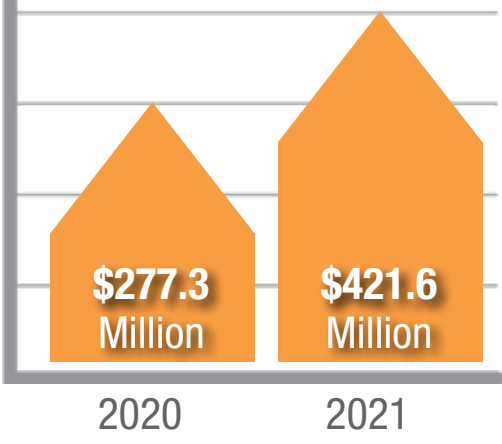
Condos/Townhomes
Transactions
INCREASED 25.6%



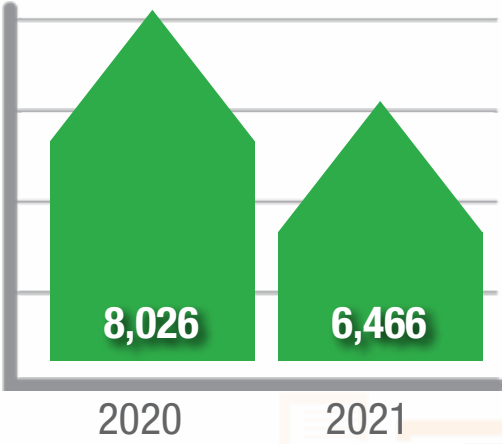
Single Family
Dollar Volume
INCREASED 43.9%



Condos/Townhomes
Dollar Volume
INCREASED 52.1%



Total **Active Listings**
DECREASED -19.4%
Percentage change based on year-over-year comparison.



Single Family
3.6 MONTHS
Seller's Market

Condos/Townhomes
4.9 MONTHS
Seller's Market

Single Family Home
INCREASED 12.5%
\$433,000

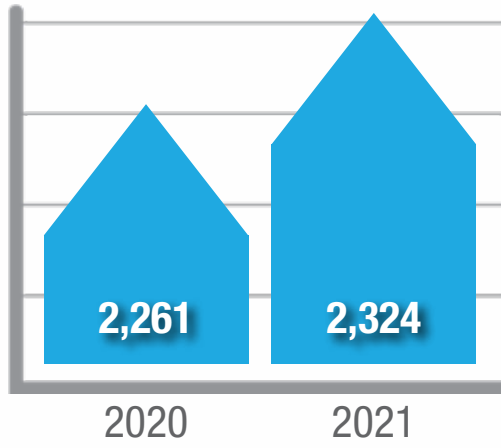
Condos/Townhomes
INCREASED 10.8%
\$200,000



Broward Total Home Sales

INCREASED 2.8%

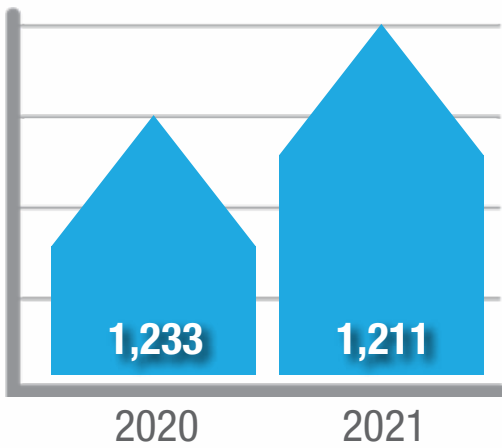
Percentage change based on year-over-year comparison.



Single Family

Home Sales

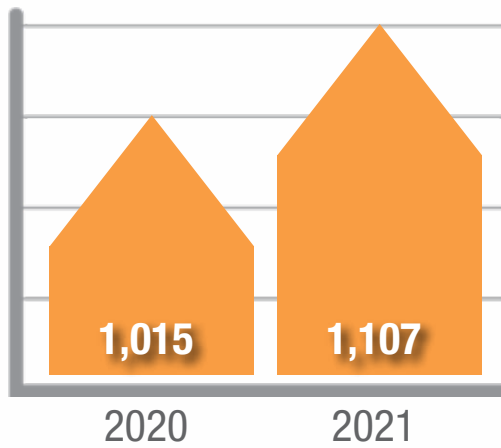
INCREASED -1.8%



Condos/Townhomes

Transactions

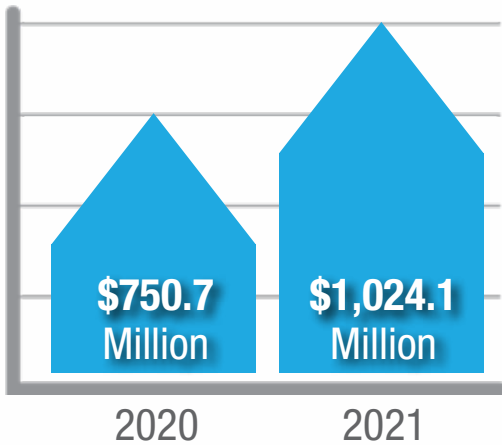
INCREASED 9.1%



Single Family

Dollar Volume

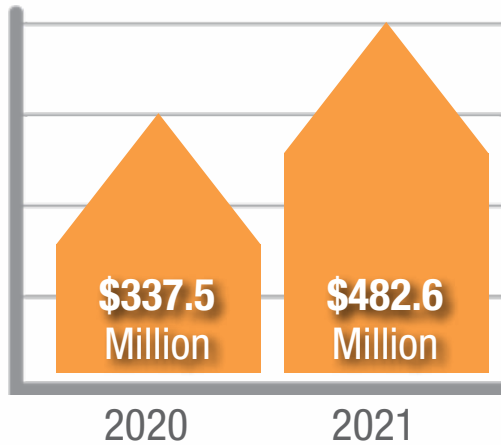
INCREASED 43.9%



Condos/Townhomes

Dollar Volume

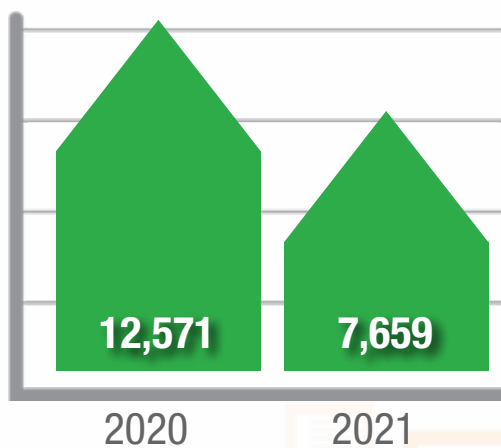
INCREASED 52.1%



Total Active Listings

DECREASED -39.1%

Percentage change based on year-over-year comparison.



Single Family

2.0 MONTHS

Seller's Market

Condos/Townhomes

4.1 MONTHS

Seller's Market

Single Family Home

INCREASED 24.0%

\$450,000

Condos/Townhomes

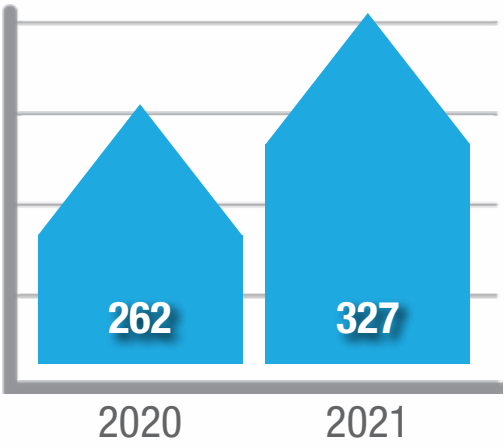
INCREASED 24.9%

\$236,000

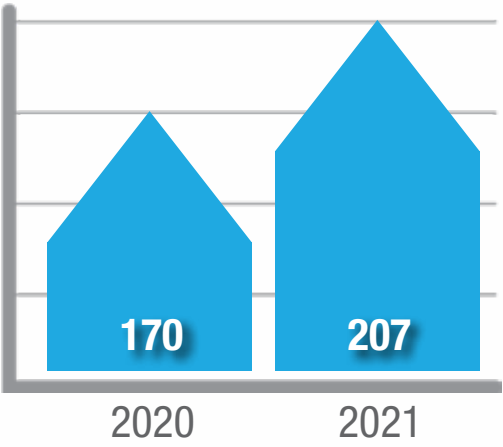
South Florida
MARKET
INTELLIGENCE
Provided by the Miami Association of Realtors

JTHS
MIAMI
A Division of
MIAMI REALTORS

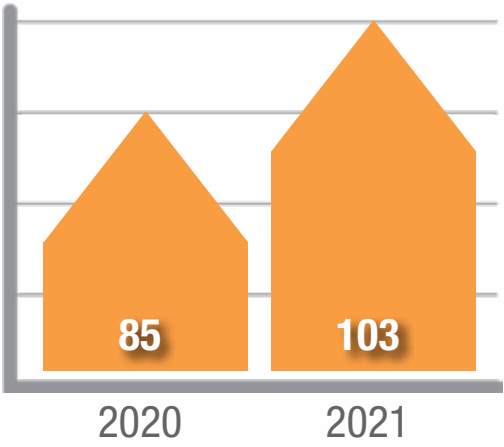
Broward Total Home Sales
INCREASED 24.8%
Percentage change based on year-over-year comparison.



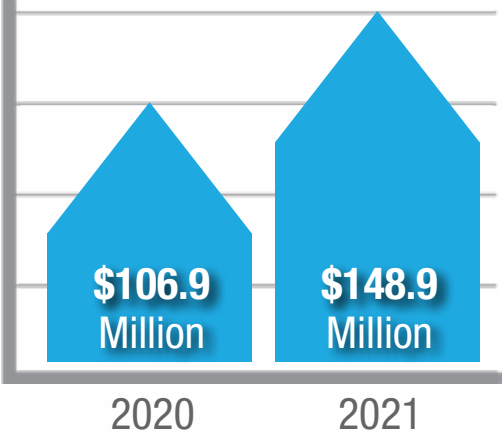
Single Family Home Sales
INCREASED 21.8%



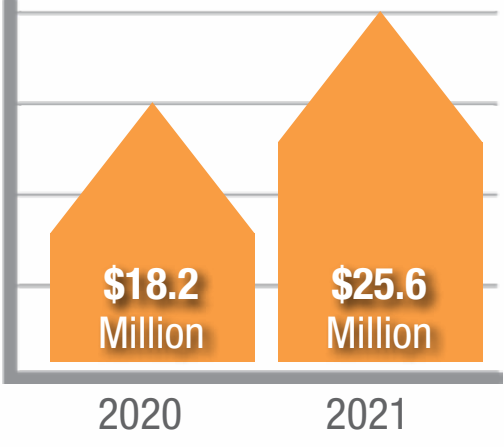
Condos/Townhomes Transactions
INCREASED 21.2%



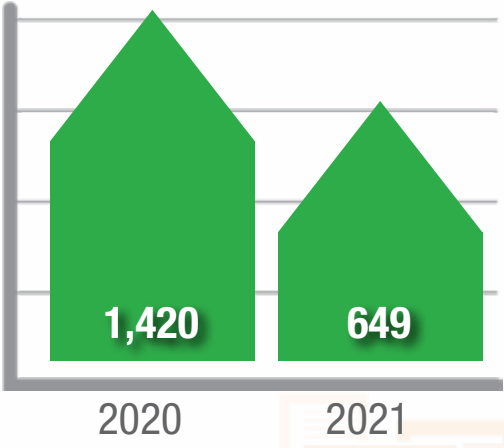
Single Family Dollar Volume
INCREASED 39.3%



Condos/Townhomes Dollar Volume
INCREASED 40.6%



Total Active Listings
DECREASED -54.3%
Percentage change based on year-over-year comparison.



Single Family
1.5 MONTHS
Seller's Market

Condos/Townhomes
2.5 MONTHS
Seller's Market

Single Family Home
INCREASED 12.9%
\$419,900

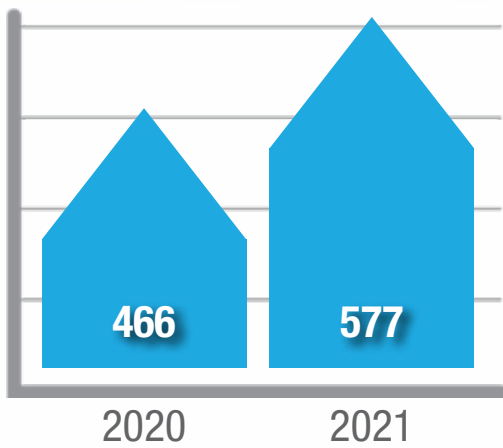
Condos/Townhomes
INCREASED 30.3%
\$208,500



Broward Total Home Sales

INCREASED 23.8%

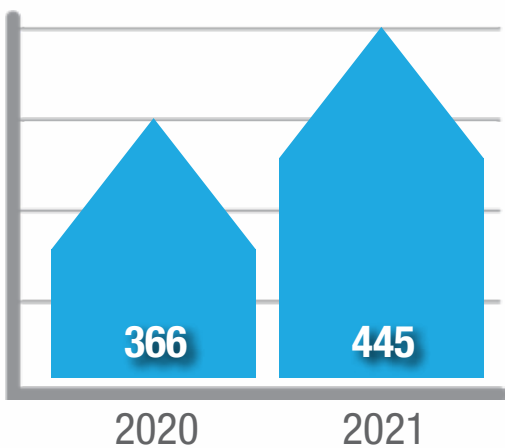
Percentage change based on year-over-year comparison.



Single Family

Home Sales

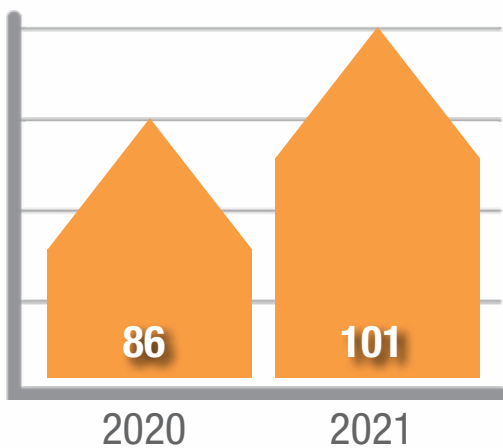
INCREASED 21.6%



Condos/Townhomes

Transactions

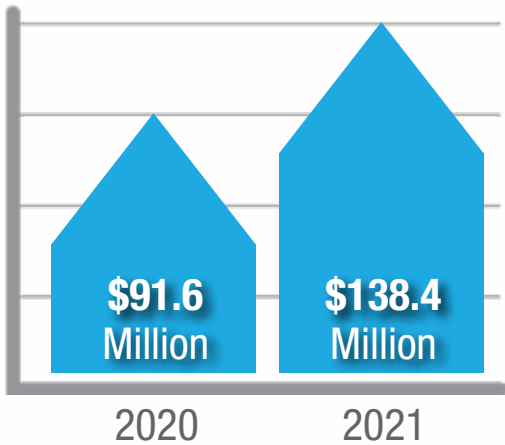
INCREASED 17.4%



Single Family

Dollar Volume

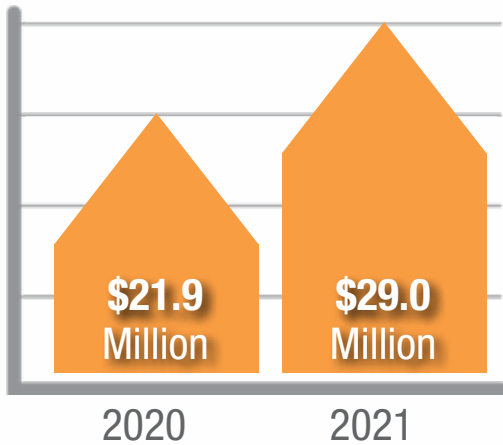
INCREASED 51.0%



Condos/Townhomes

Dollar Volume

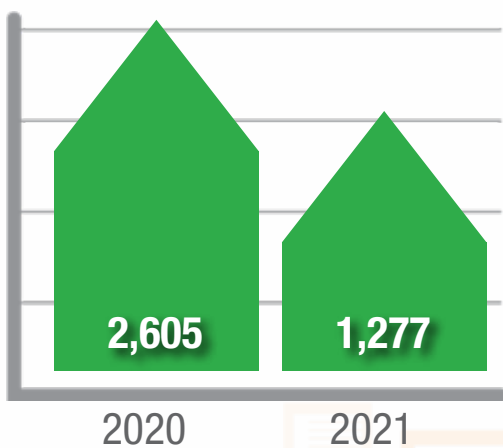
INCREASED 32.5%



Total Active Listings

DECREASED -51.0%

Percentage change based on year-over-year comparison.



Single Family

3.8 MONTHS

Seller's Market

Condos/Townhomes

2.5 MONTHS

Seller's Market

Single Family Home

INCREASED 17.0%

\$235,000

Condos/Townhomes

INCREASED 32.1%

\$255,000

South Florida
MARKET
INTELLIGENCE
Provided by the Miami Association of Realtors

JTHS
MIAMI
a Division of
MIAMI REALTORS