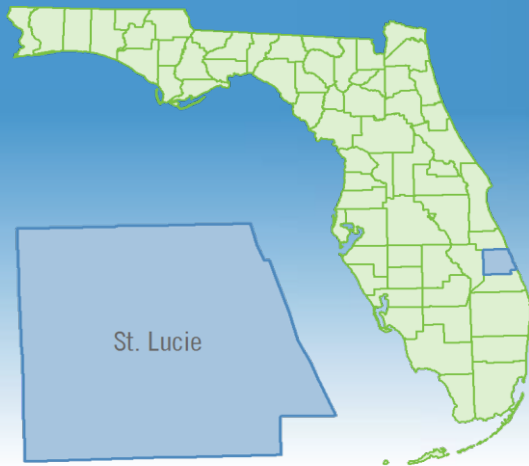


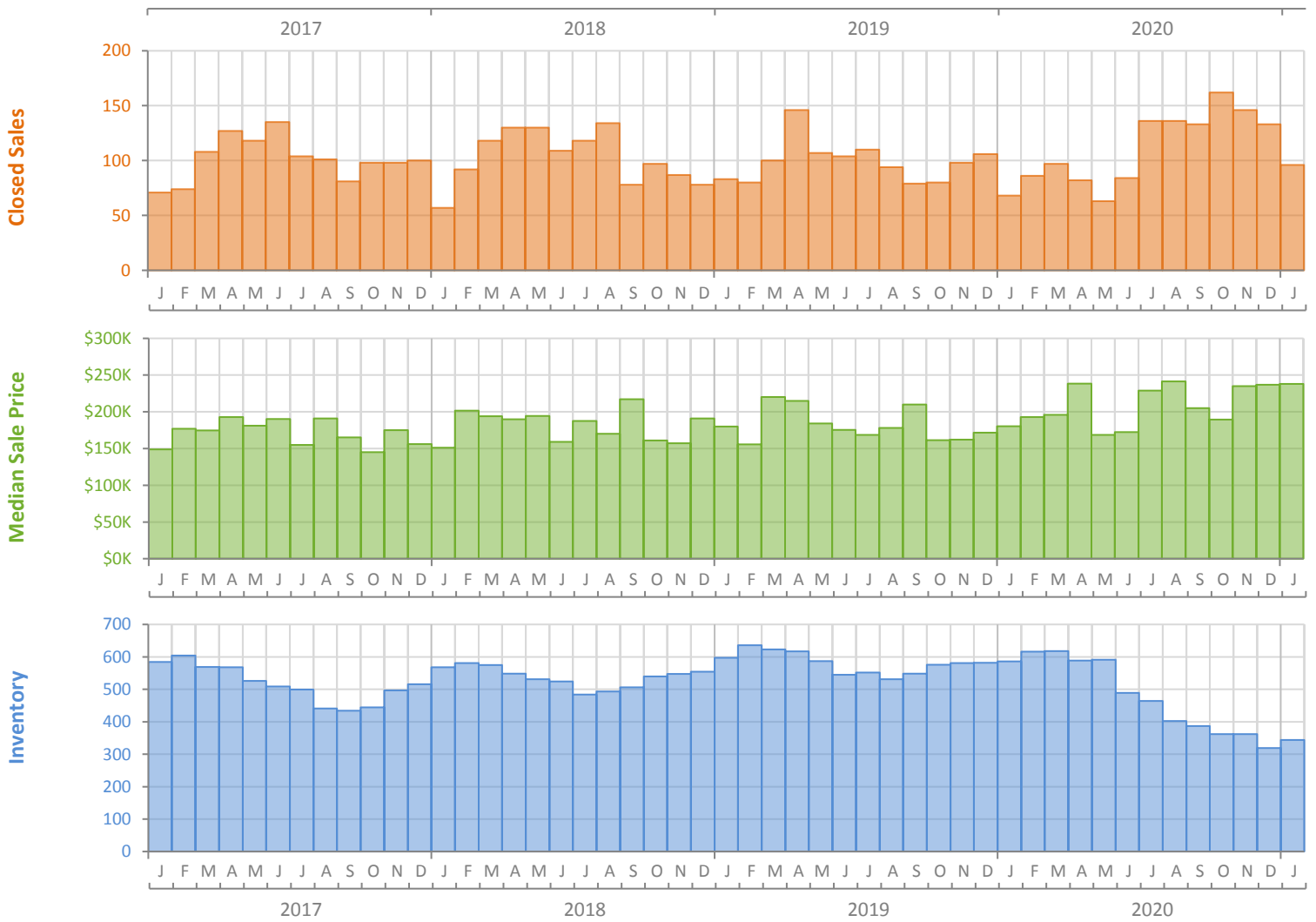
Monthly Market Summary - January 2021

Townhouses and Condos

St. Lucie County



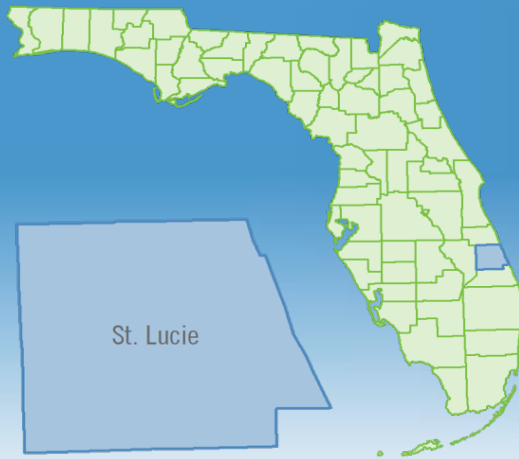
	January 2021	January 2020	Percent Change Year-over-Year
Closed Sales	96	68	41.2%
Paid in Cash	40	40	0.0%
Median Sale Price	\$237,950	\$180,500	31.8%
Average Sale Price	\$255,285	\$246,361	3.6%
Dollar Volume	\$24.5 Million	\$16.8 Million	46.3%
Med. Pct. of Orig. List Price Received	96.4%	93.1%	3.5%
Median Time to Contract	31 Days	58 Days	-46.6%
Median Time to Sale	79 Days	82 Days	-3.7%
New Pending Sales	145	122	18.9%
New Listings	185	159	16.4%
Pending Inventory	223	140	59.3%
Inventory (Active Listings)	344	586	-41.3%
Months Supply of Inventory	3.0	6.0	-50.0%



Monthly Distressed Market - January 2021

Townhouses and Condos

St. Lucie County



		January 2021	January 2020	Percent Change Year-over-Year
Traditional	Closed Sales	95	66	43.9%
	Median Sale Price	\$241,000	\$180,500	33.5%
Foreclosure/REO	Closed Sales	1	2	-50.0%
	Median Sale Price	\$95,000	\$150,298	-36.8%
Short Sale	Closed Sales	0	0	N/A
	Median Sale Price	(No Sales)	(No Sales)	N/A

