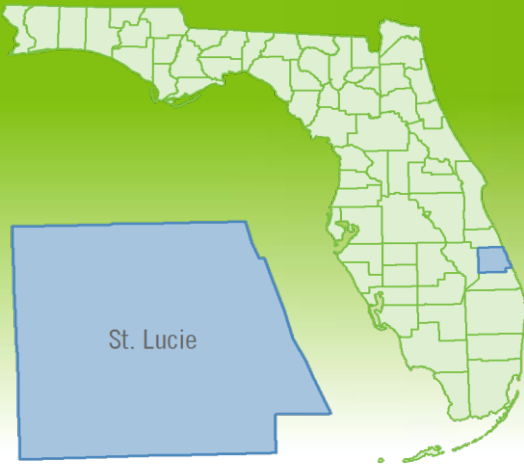


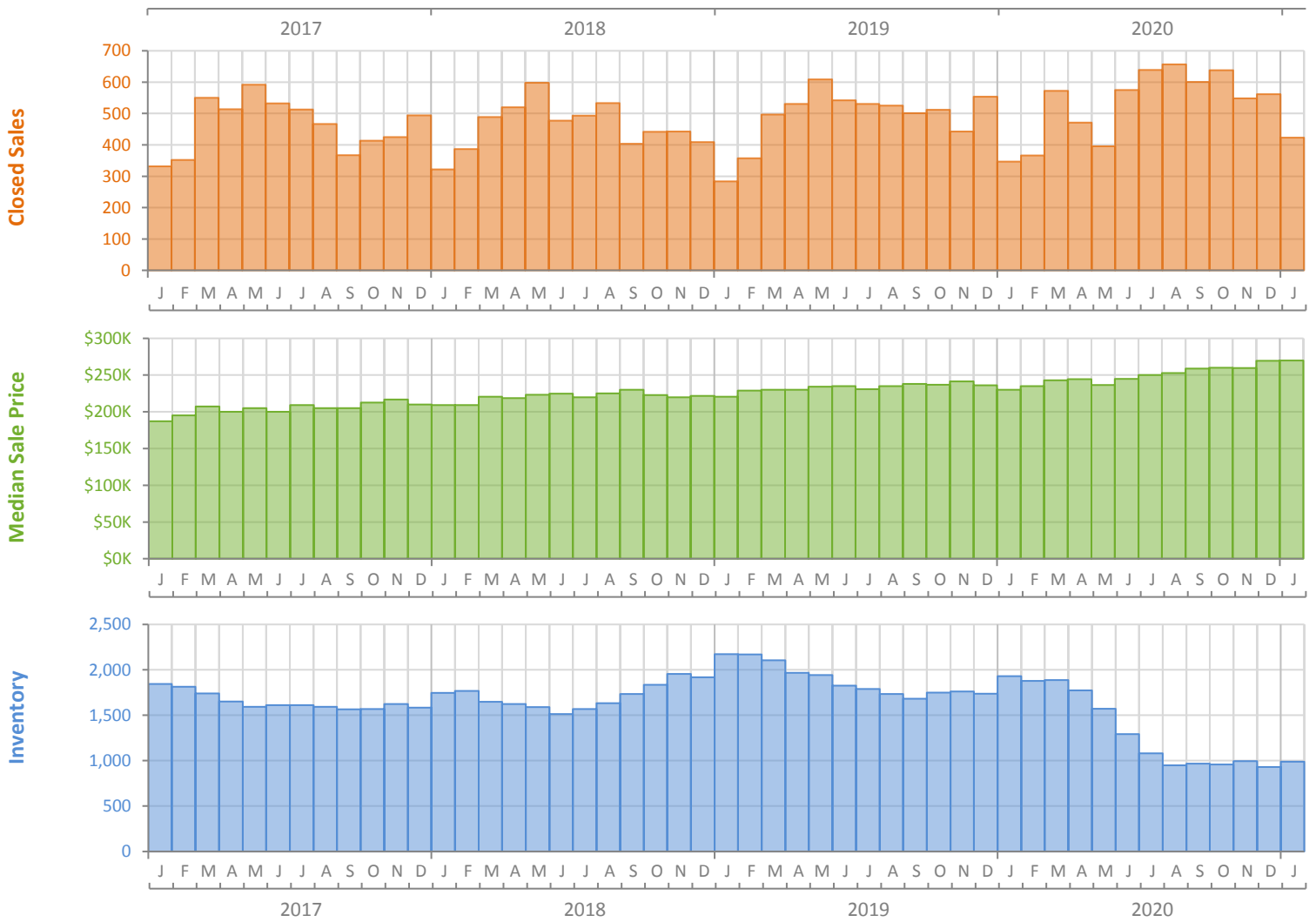
Monthly Market Summary - January 2021

Single Family Homes

St. Lucie County



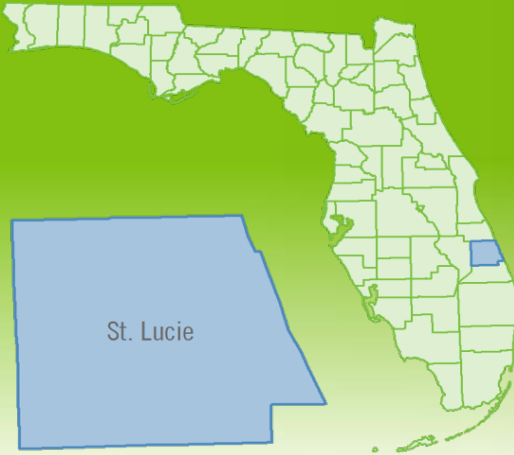
	January 2021	January 2020	Percent Change Year-over-Year
Closed Sales	423	347	21.9%
Paid in Cash	113	92	22.8%
Median Sale Price	\$270,000	\$230,000	17.4%
Average Sale Price	\$291,783	\$249,754	16.8%
Dollar Volume	\$123.4 Million	\$86.7 Million	42.4%
Med. Pct. of Orig. List Price Received	99.0%	96.9%	2.2%
Median Time to Contract	15 Days	45 Days	-66.7%
Median Time to Sale	61 Days	85 Days	-28.2%
New Pending Sales	640	584	9.6%
New Listings	692	832	-16.8%
Pending Inventory	1,340	810	65.4%
Inventory (Active Listings)	988	1,929	-48.8%
Months Supply of Inventory	1.8	3.9	-53.8%



Monthly Distressed Market - January 2021

Single Family Homes

St. Lucie County



		January 2021	January 2020	Percent Change Year-over-Year
Traditional	Closed Sales	418	323	29.4%
	Median Sale Price	\$270,000	\$235,000	14.9%
Foreclosure/REO	Closed Sales	4	22	-81.8%
	Median Sale Price	\$222,500	\$184,025	20.9%
Short Sale	Closed Sales	1	2	-50.0%
	Median Sale Price	\$208,050	\$226,750	-8.2%

