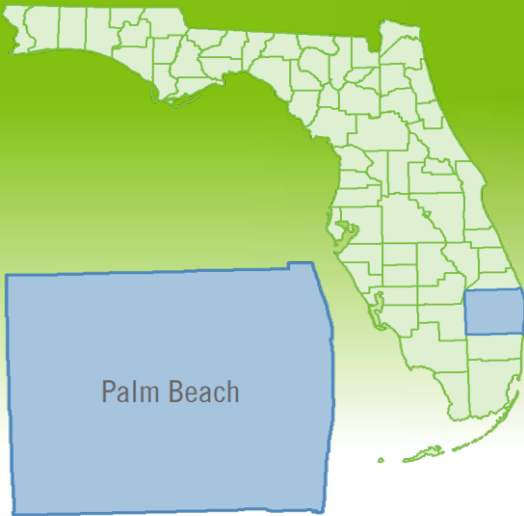


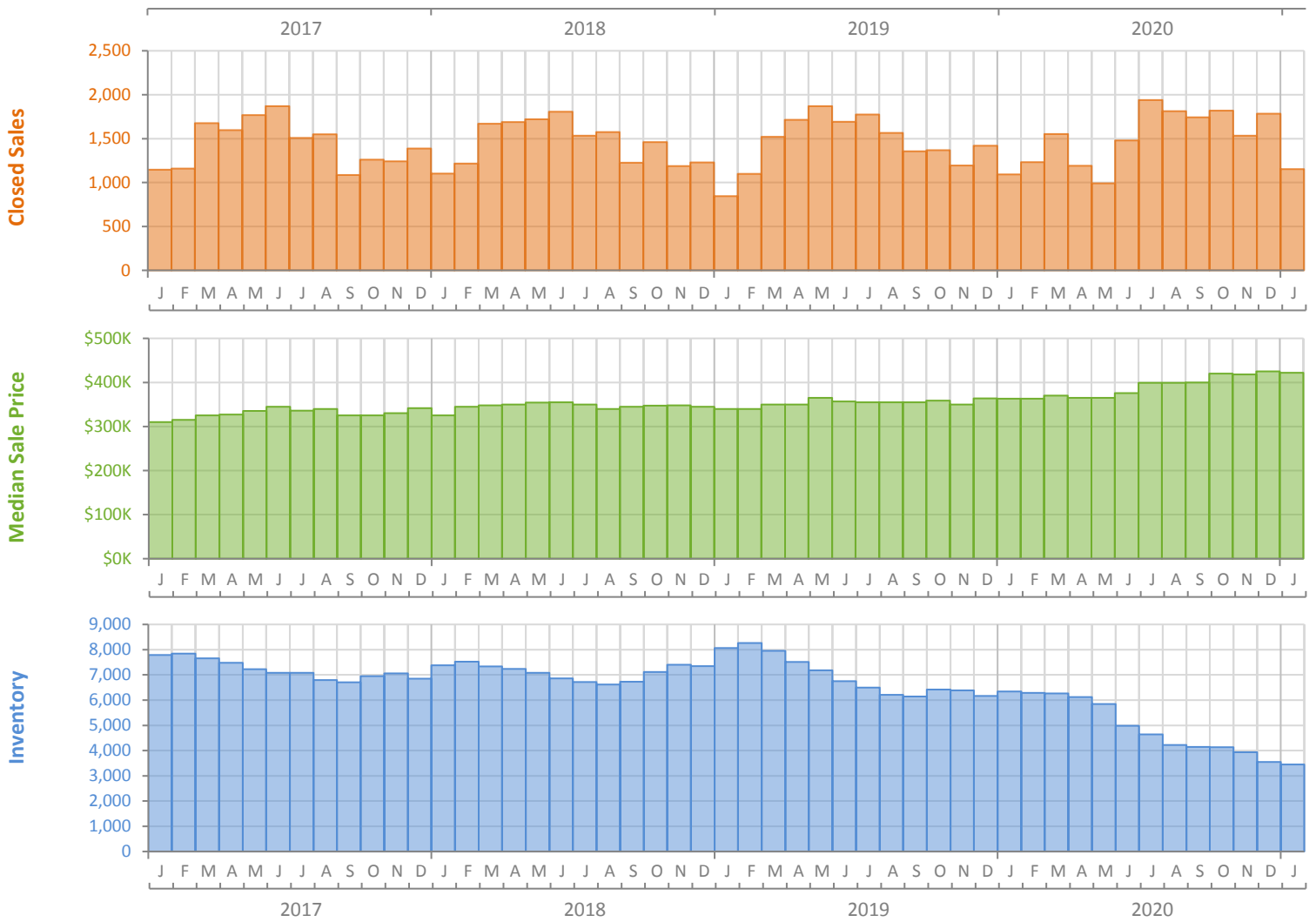
# Monthly Market Summary - January 2021

## Single Family Homes

### Palm Beach County



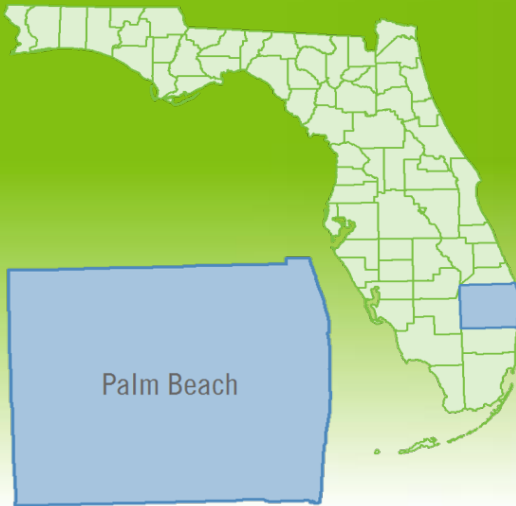
	January 2021	January 2020	Percent Change Year-over-Year
Closed Sales	1,154	1,094	5.5%
Paid in Cash	414	409	1.2%
Median Sale Price	\$422,000	\$363,000	16.3%
Average Sale Price	\$849,145	\$609,770	39.3%
Dollar Volume	\$979.9 Million	\$667.1 Million	46.9%
Med. Pct. of Orig. List Price Received	96.7%	94.8%	2.0%
Median Time to Contract	27 Days	52 Days	-48.1%
Median Time to Sale	72 Days	97 Days	-25.8%
New Pending Sales	1,777	1,717	3.5%
New Listings	1,853	2,137	-13.3%
Pending Inventory	3,376	2,443	38.2%
Inventory (Active Listings)	3,446	6,347	-45.7%
Months Supply of Inventory	2.3	4.3	-46.5%



# Monthly Distressed Market - January 2021

## Single Family Homes

### Palm Beach County



		January 2021	January 2020	Percent Change Year-over-Year
Traditional	Closed Sales	1,135	1,049	8.2%
	Median Sale Price	\$425,000	\$369,750	14.9%
Foreclosure/REO	Closed Sales	12	40	-70.0%
	Median Sale Price	\$347,313	\$251,500	38.1%
Short Sale	Closed Sales	7	5	40.0%
	Median Sale Price	\$229,000	\$280,000	-18.2%

