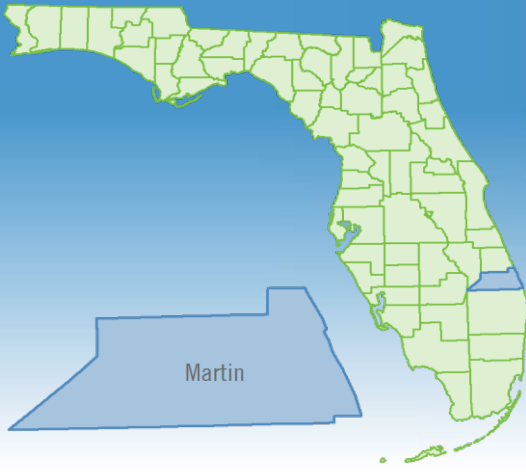


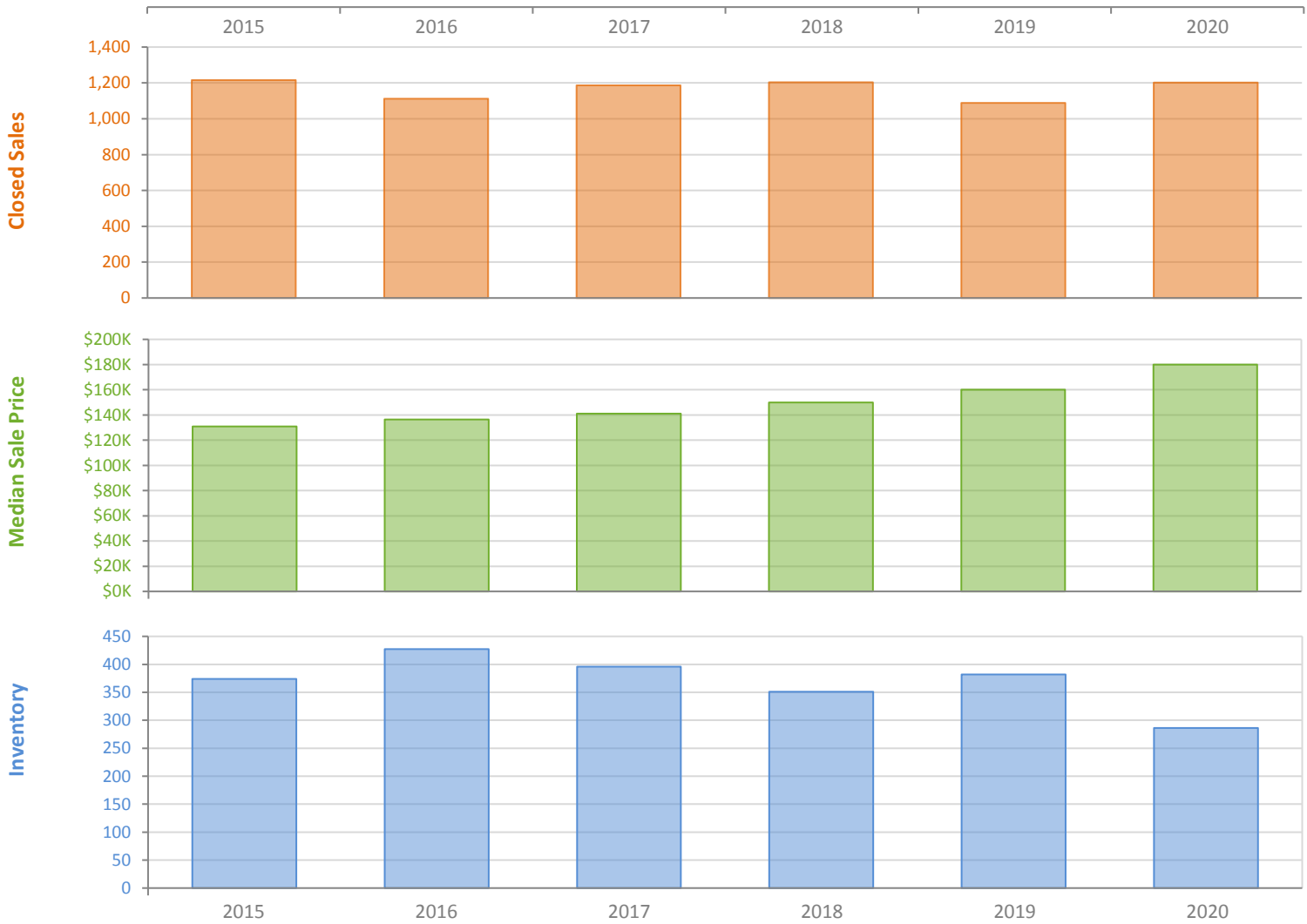
Yearly Market Summary - 2020

Townhouses and Condos

Martin County



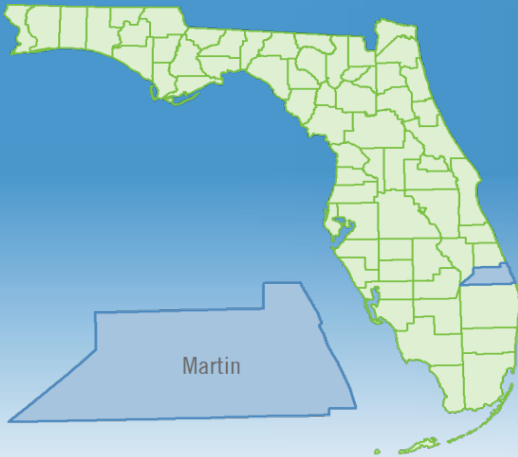
	2020	2019	Percent Change Year-over-Year
Closed Sales	1,202	1,088	10.5%
Paid in Cash	631	638	-1.1%
Median Sale Price	\$180,000	\$160,000	12.5%
Average Sale Price	\$228,112	\$201,884	13.0%
Dollar Volume	\$274.2 Million	\$219.6 Million	24.8%
Med. Pct. of Orig. List Price Received	95.2%	94.7%	0.5%
Median Time to Contract	38 Days	40 Days	-5.0%
Median Time to Sale	80 Days	79 Days	1.3%
New Pending Sales	1,316	1,137	15.7%
New Listings	1,492	1,442	3.5%
Pending Inventory	152	98	55.1%
Inventory (Active Listings)	286	382	-25.1%
Months Supply of Inventory	2.9	4.2	-31.0%



Yearly Distressed Market - 2020

Townhouses and Condos

Martin County



		2020	2019	Percent Change Year-over-Year
Traditional	Closed Sales	1,189	1,065	11.6%
	Median Sale Price	\$180,000	\$162,000	11.1%
Foreclosure/REO	Closed Sales	12	20	-40.0%
	Median Sale Price	\$181,750	\$128,500	41.4%
Short Sale	Closed Sales	1	3	-66.7%
	Median Sale Price	\$204,900	\$280,000	-26.8%

