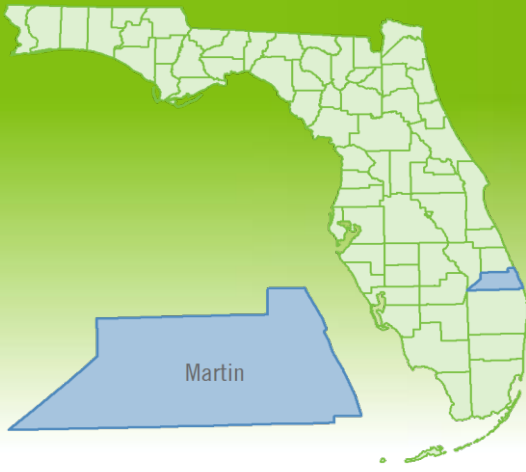


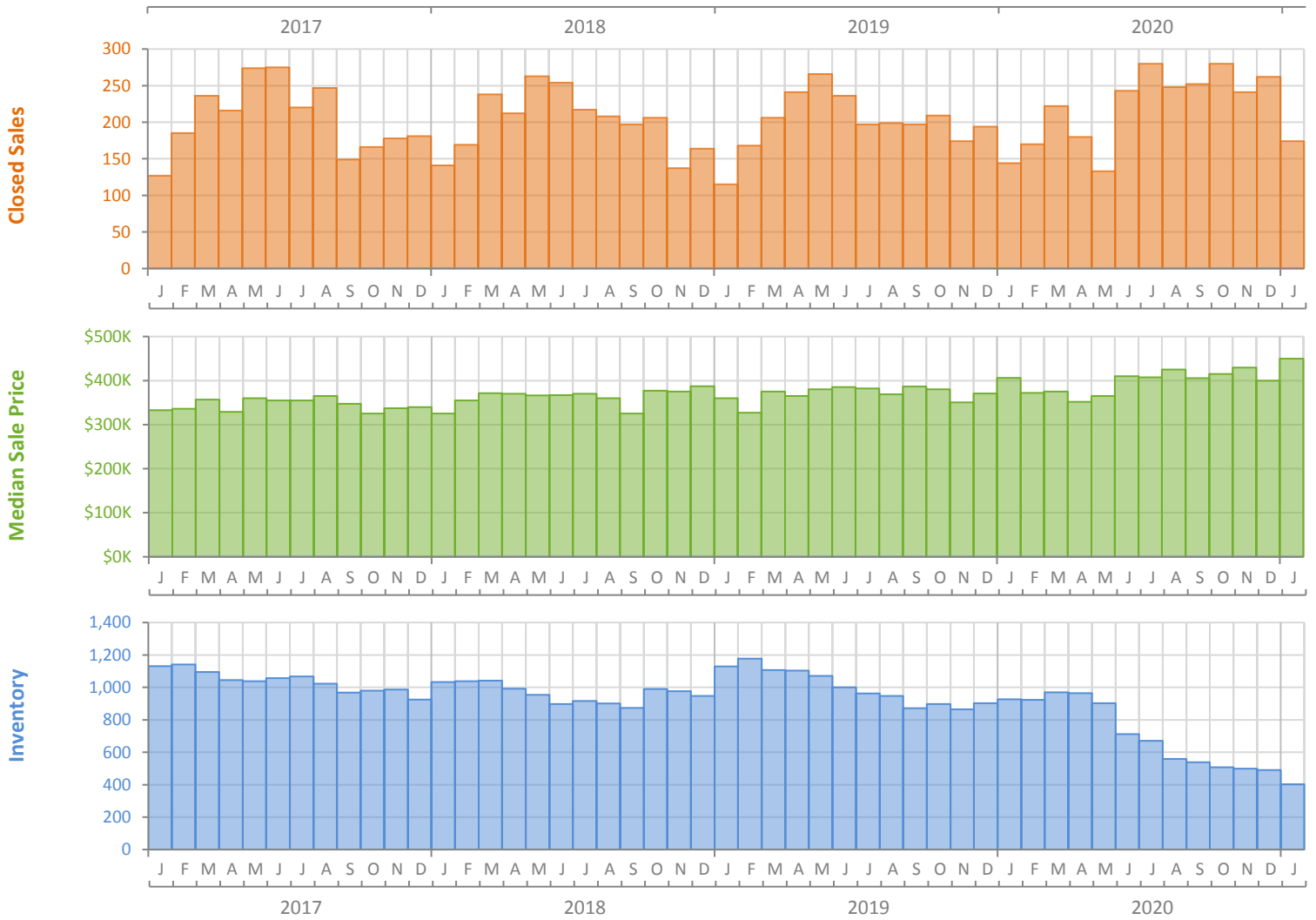
# Monthly Market Summary - January 2021

## Single Family Homes

### Martin County



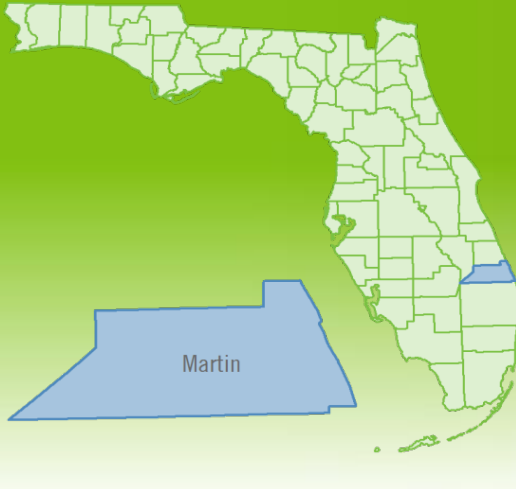
	January 2021	January 2020	Percent Change Year-over-Year
Closed Sales	174	144	20.8%
Paid in Cash	73	66	10.6%
Median Sale Price	\$449,900	\$406,375	10.7%
Average Sale Price	\$727,707	\$499,969	45.6%
Dollar Volume	\$126.6 Million	\$72.0 Million	75.9%
Med. Pct. of Orig. List Price Received	97.0%	94.3%	2.9%
Median Time to Contract	25 Days	52 Days	-51.9%
Median Time to Sale	68 Days	104 Days	-34.6%
New Pending Sales	310	253	22.5%
New Listings	250	320	-21.9%
Pending Inventory	484	310	56.1%
Inventory (Active Listings)	403	926	-56.5%
Months Supply of Inventory	1.8	4.6	-60.9%



# Monthly Distressed Market - January 2021

## Single Family Homes

### Martin County



		January 2021	January 2020	Percent Change Year-over-Year
Traditional	Closed Sales	173	140	23.6%
	Median Sale Price	\$447,450	\$412,500	8.5%
Foreclosure/REO	Closed Sales	1	3	-66.7%
	Median Sale Price	\$985,000	\$282,500	248.7%
Short Sale	Closed Sales	0	1	-100.0%
	Median Sale Price	(No Sales)	\$85,000	N/A

