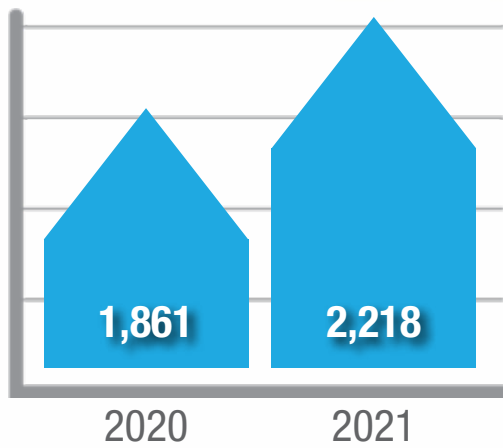


Miami-Dade Total Home Sales

INCREASED 19.2%

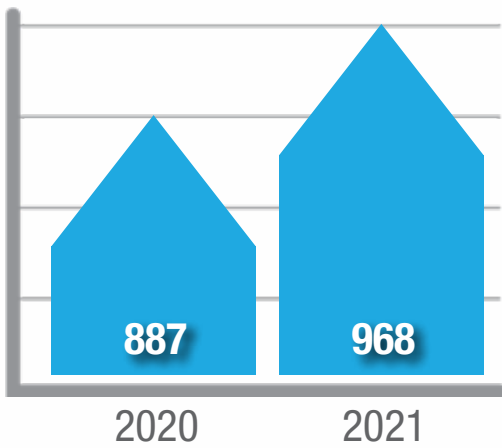
Percentage change based on year-over-year comparison.



Single Family

Home Sales

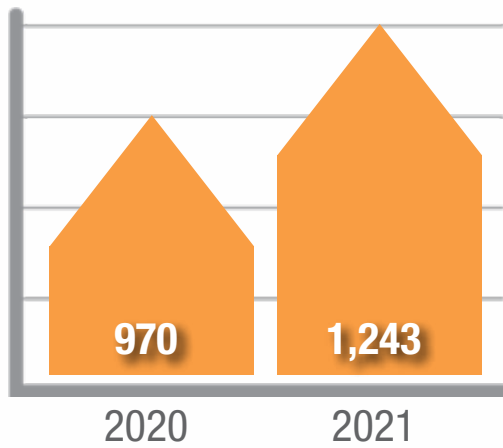
INCREASED 9.1%



Condos/Townhomes

Transactions

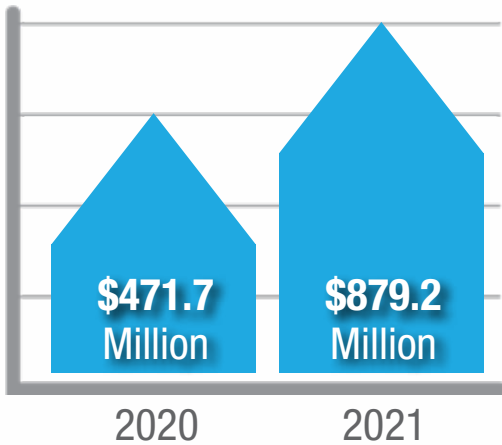
INCREASED 28.1%



Single Family

Dollar Volume

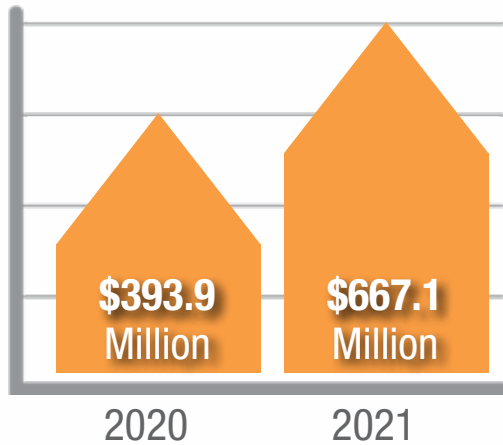
INCREASED 86.4%



Condos/Townhomes

Dollar Volume

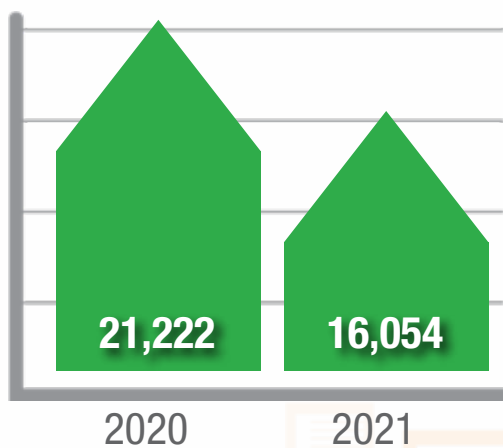
INCREASED 69.4%



Total Active Listings

DECREASED -24.4%

Percentage change based on year-over-year comparison.



Single Family

3.1 MONTHS

Seller's Market

Condos/Townhomes

11.3 MONTHS

Buyer's Market

Single Family Home

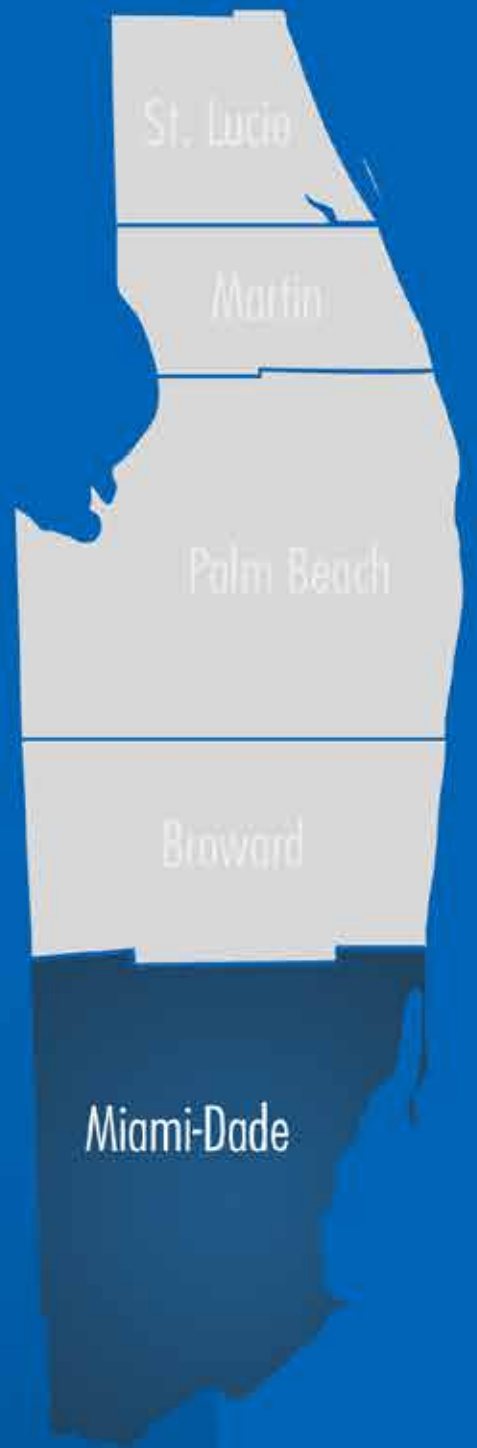
INCREASED 25.2%

\$469,500

Condos/Townhomes

INCREASED 14.3%

\$280,000



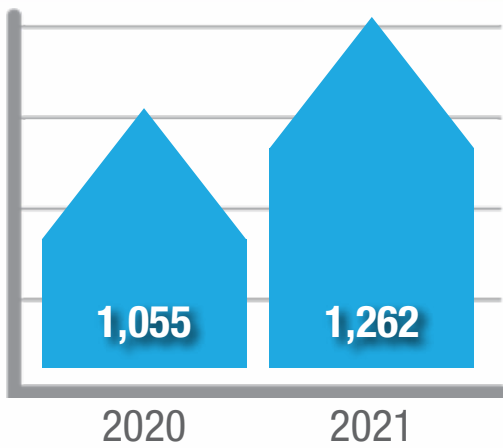
South Florida
MARKET
INTELLIGENCE
Provided by the Miami Association of Realtors

MIAAMI
REALTORS

Broward Total **Home Sales**

INCREASED 19.6%

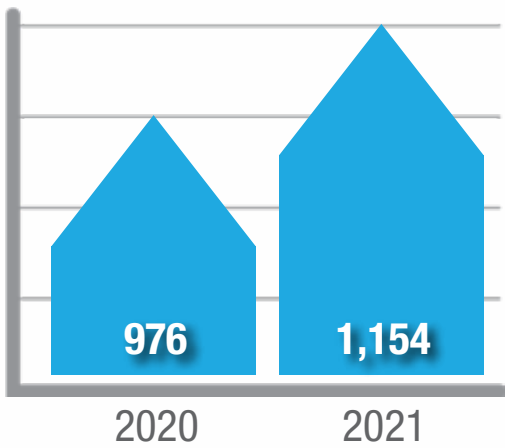
Percentage change based on year-over-year comparison.



Single Family

Home Sales

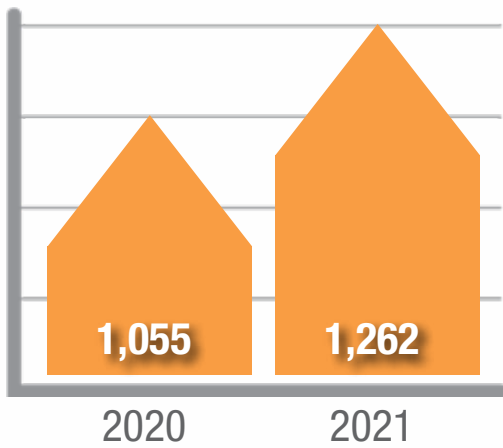
INCREASED 18.2%



Condos/Townhomes

Transactions

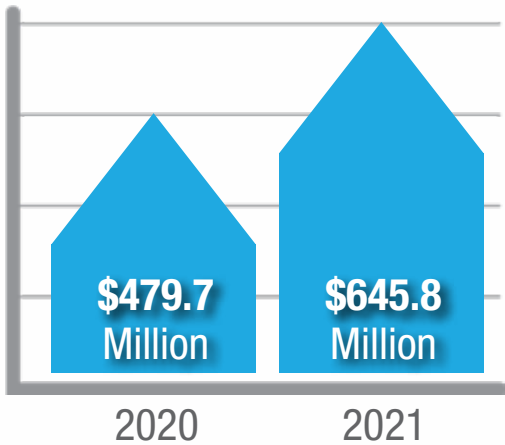
INCREASED 19.6%



Single Family

Dollar Volume

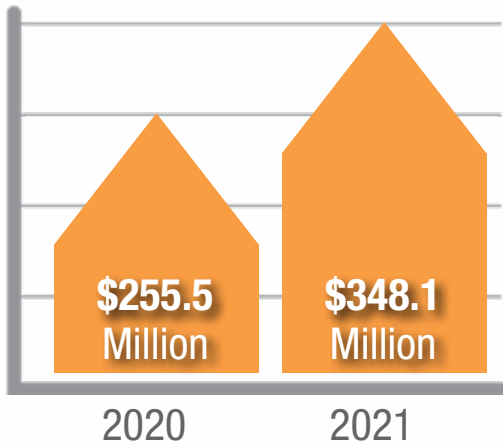
INCREASED 34.6%



Condos/Townhomes

Dollar Volume

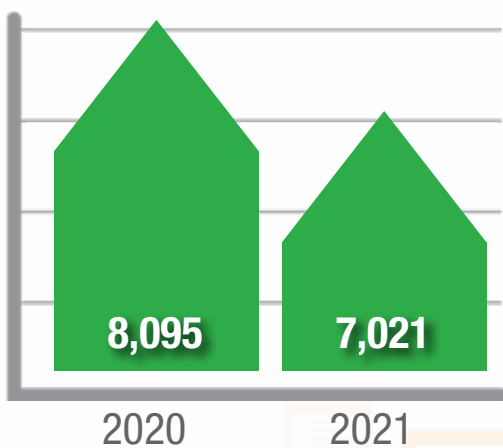
INCREASED 36.2%



Total **Active Listings**

DECREASED -13.3%

Percentage change based on year-over-year comparison.



Single Family

3.8 MONTHS

Seller's Market

Condos/Townhomes

5.4 MONTHS

Seller's Market

Single Family Home

INCREASED 12.2%

\$420,000

Condos/Townhomes

INCREASED 22.9%

\$209,000



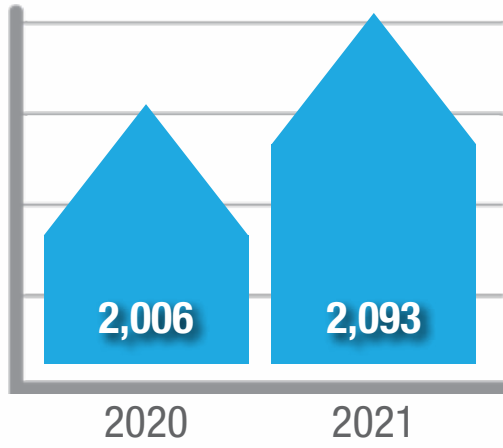
South Florida
MARKET
INTELLIGENCE
Provided by the Miami Association of Realtors

BROWARD
MIAMI
a Division of
MIAMI REALTORS

Broward Total Home Sales

INCREASED 4.3%

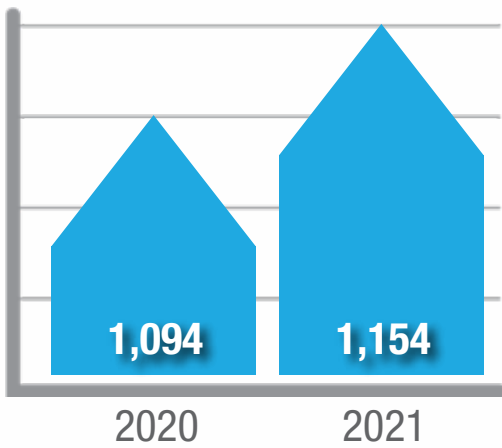
Percentage change based on year-over-year comparison.



Single Family

Home Sales

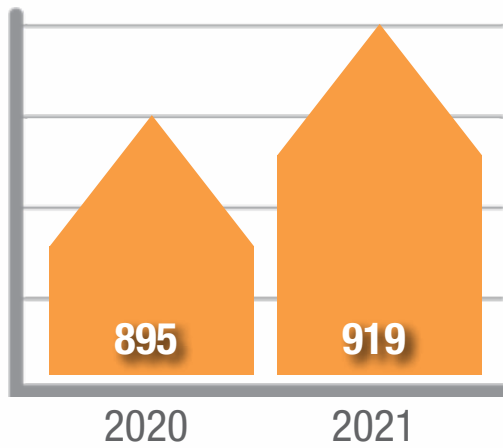
INCREASED 5.5%



Condos/Townhomes

Transactions

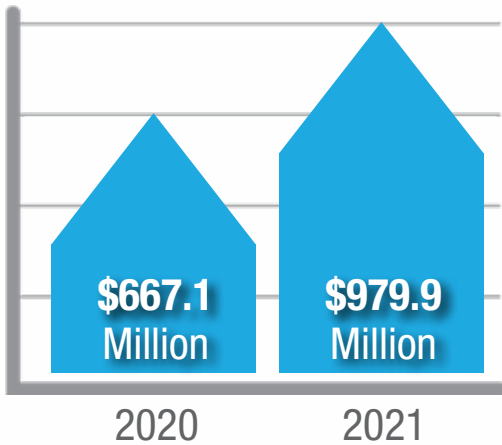
INCREASED 2.7%



Single Family

Dollar Volume

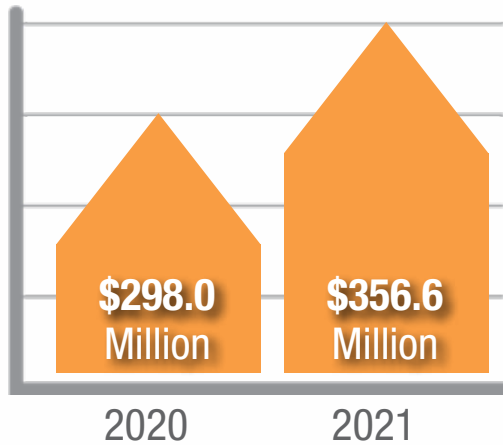
INCREASED 34.6%



Condos/Townhomes

Dollar Volume

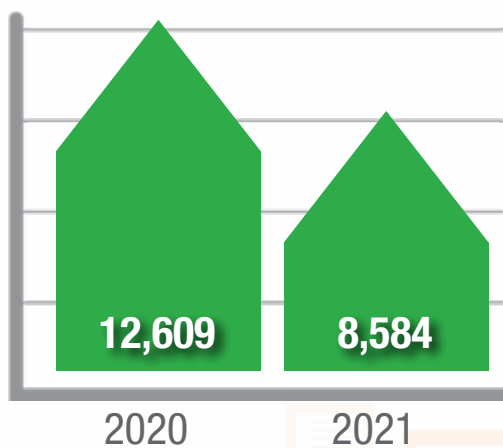
INCREASED 36.2%



Total Active Listings

DECREASED -31.9%

Percentage change based on year-over-year comparison.



Single Family

2.3 MONTHS

Seller's Market

Condos/Townhomes

4.5 MONTHS

Seller's Market

Single Family Home


INCREASED 16.3%

\$422,000

Condos/Townhomes

INCREASED 12.3%

\$218,900

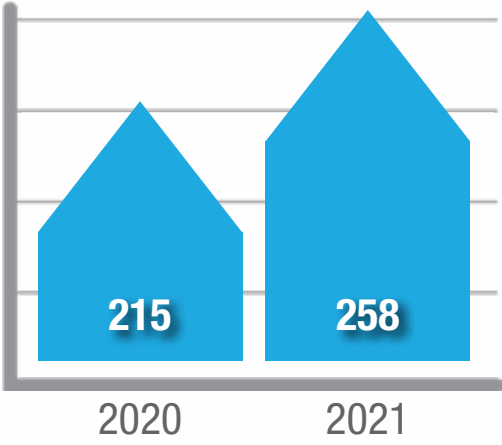


South Florida
MARKET
INTELLIGENCE
Provided by the Miami Association of Realtors

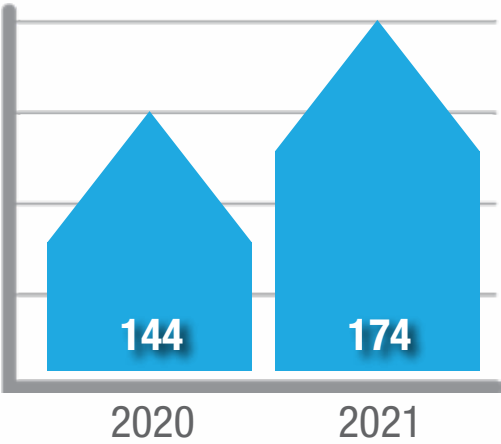
JTHS
MIAMI
a Division of
MIAMI REALTORS



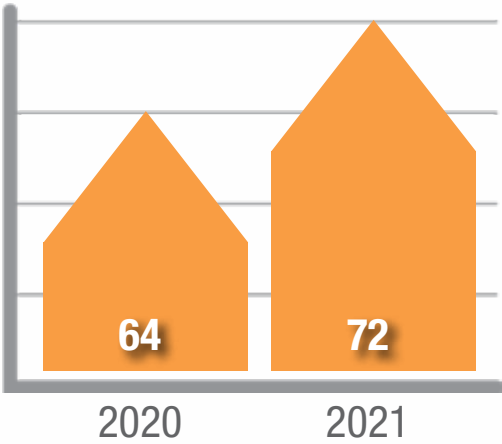
Broward Total Home Sales
INCREASED 20.0%
Percentage change based on year-over-year comparison.



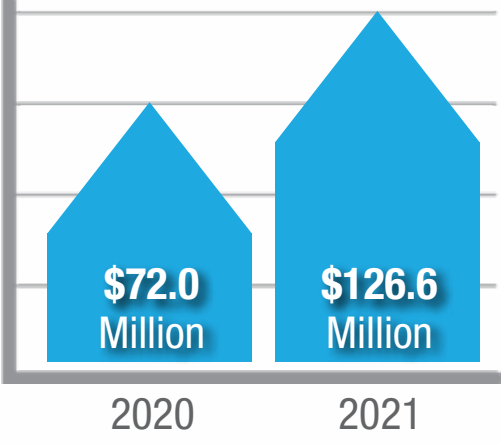
Single Family Home Sales
INCREASED 20.8%



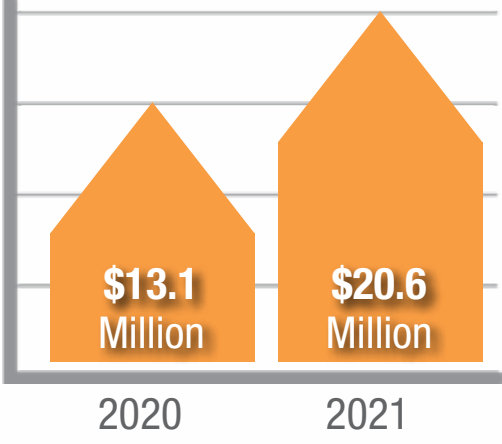
Condos/Townhomes Transactions
INCREASED 12.5%



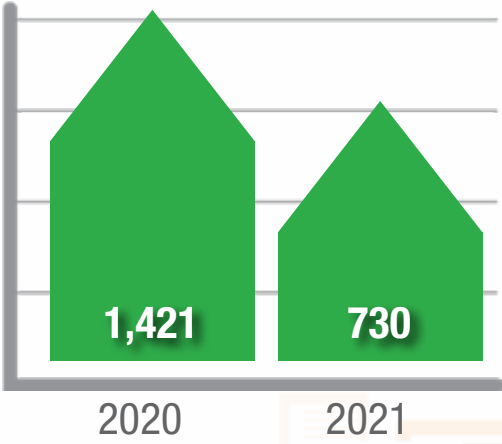
Single Family Dollar Volume
INCREASED 75.9%



Condos/Townhomes Dollar Volume
INCREASED 57.8%



Total Active Listings
DECREASED -48.6%
Percentage change based on year-over-year comparison.



Single Family
1.8 MONTHS
Seller's Market

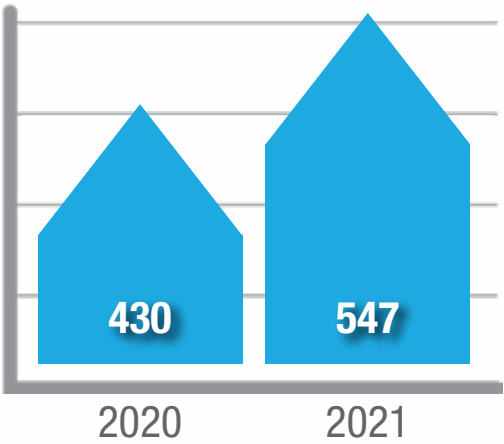
Condos/Townhomes
2.7 MONTHS
Seller's Market

Single Family Home
INCREASED 10.7%
\$449,900

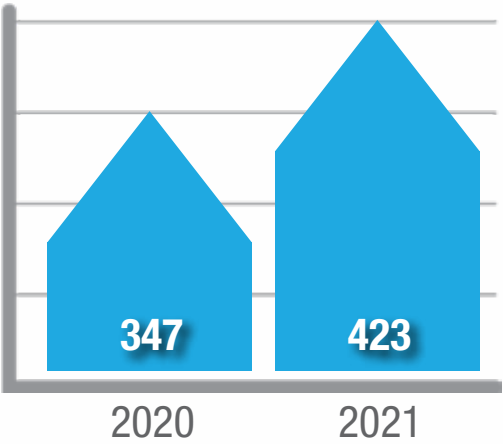
Condos/Townhomes
INCREASED 23.4%
\$210,950



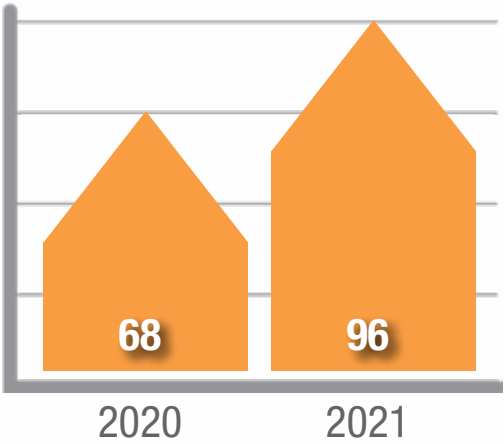
Broward Total Home Sales
INCREASED 27.2%
Percentage change based on year-over-year comparison.



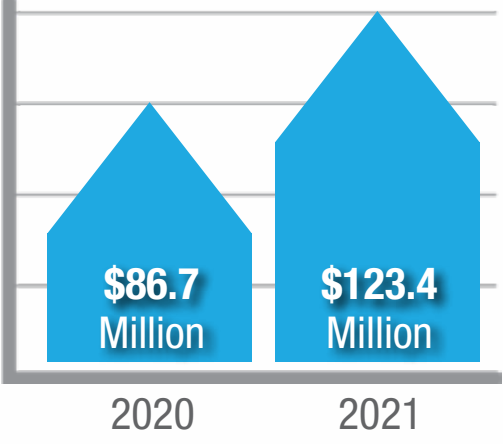
Single Family Home Sales
INCREASED 21.9%



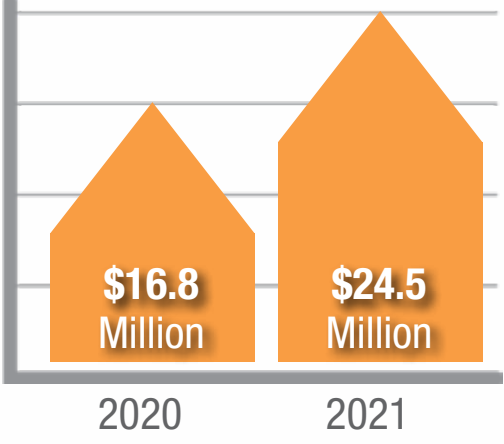
Condos/Townhomes Transactions
INCREASED 41.2%



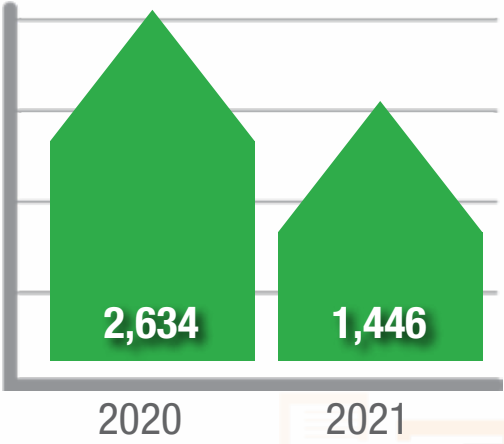
Single Family Dollar Volume
INCREASED 42.4%



Condos/Townhomes Dollar Volume
INCREASED 46.3%



Total Active Listings
DECREASED -45.1%
Percentage change based on year-over-year comparison.



Single Family
3.9 MONTHS
Seller's Market

Condos/Townhomes
3.0 MONTHS
Seller's Market

Single Family Home
INCREASED 17.4%
\$230,000

Condos/Townhomes
INCREASED 31.8%
\$237,950

