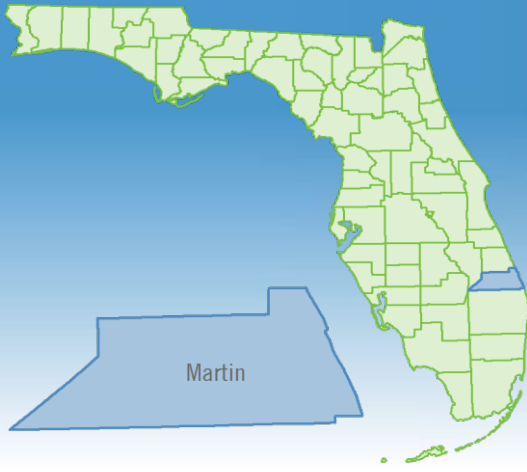


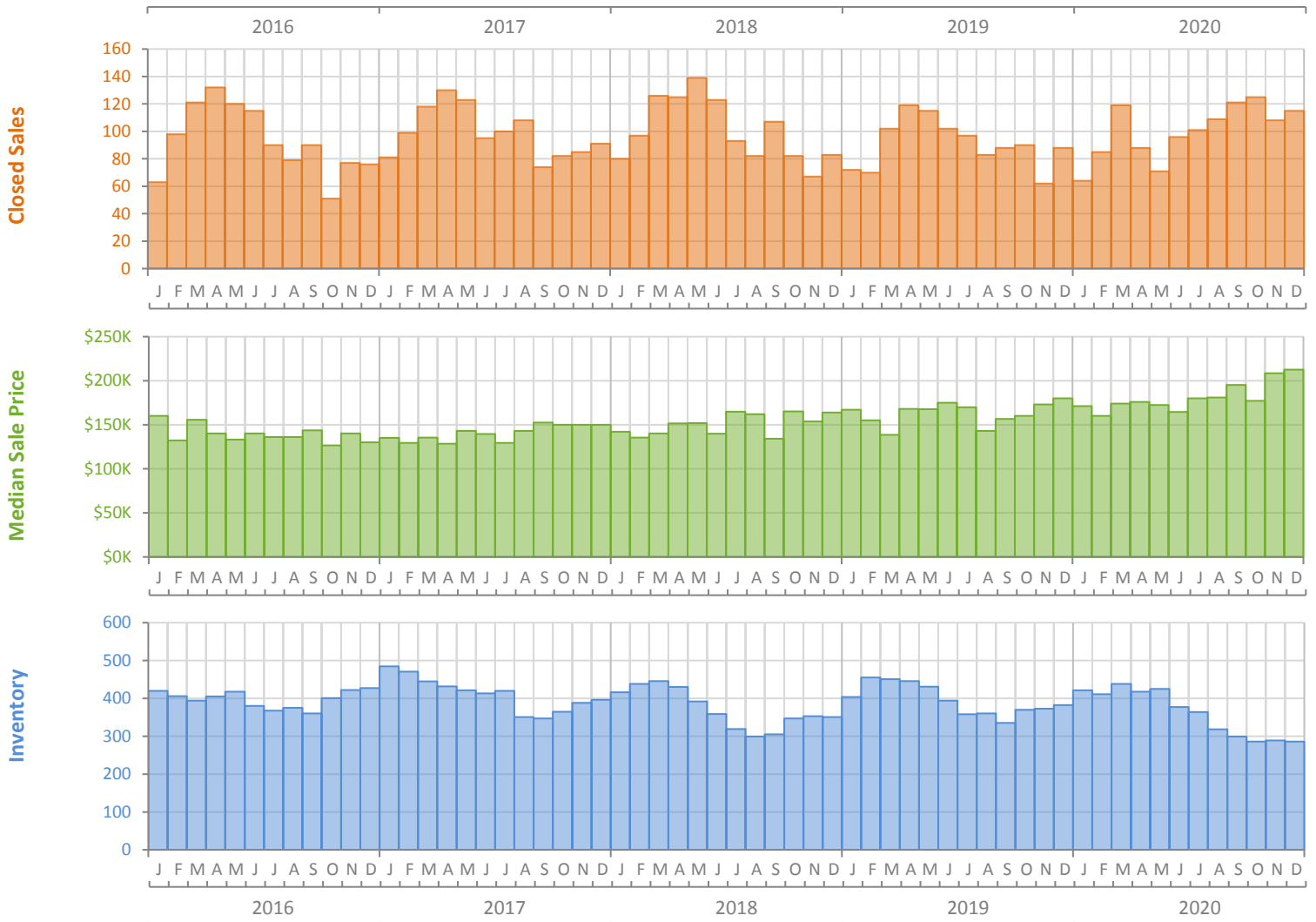
Monthly Market Summary - December 2020

Townhouses and Condos

Martin County



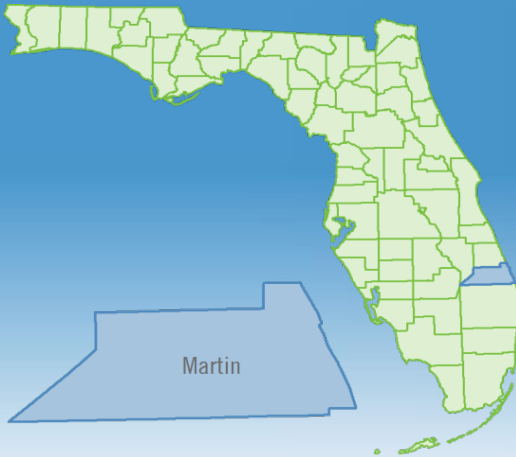
	December 2020	December 2019	Percent Change Year-over-Year
Closed Sales	115	88	30.7%
Paid in Cash	51	44	15.9%
Median Sale Price	\$212,500	\$179,950	18.1%
Average Sale Price	\$258,879	\$219,297	18.0%
Dollar Volume	\$29.8 Million	\$19.3 Million	54.3%
Med. Pct. of Orig. List Price Received	95.8%	95.4%	0.4%
Median Time to Contract	34 Days	36 Days	-5.6%
Median Time to Sale	76 Days	74 Days	2.7%
New Pending Sales	91	67	35.8%
New Listings	93	95	-2.1%
Pending Inventory	152	98	55.1%
Inventory (Active Listings)	286	382	-25.1%
Months Supply of Inventory	2.9	4.2	-31.0%



Monthly Distressed Market - December 2020

Townhouses and Condos

Martin County



		December 2020	December 2019	Percent Change Year-over-Year
Traditional	Closed Sales	114	86	32.6%
	Median Sale Price	\$210,000	\$184,450	13.9%
Foreclosure/REO	Closed Sales	1	2	-50.0%
	Median Sale Price	\$760,000	\$144,000	427.8%
Short Sale	Closed Sales	0	0	N/A
	Median Sale Price	(No Sales)	(No Sales)	N/A

