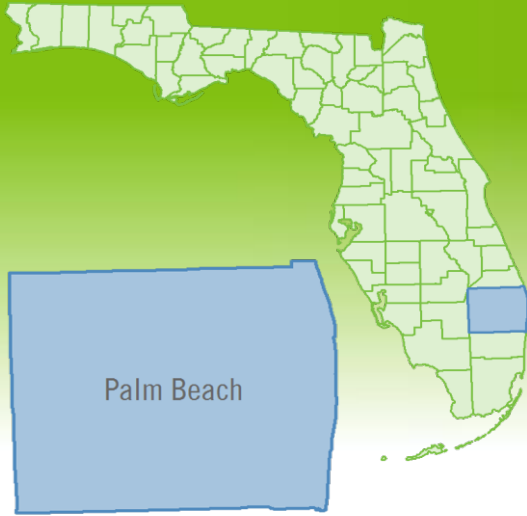


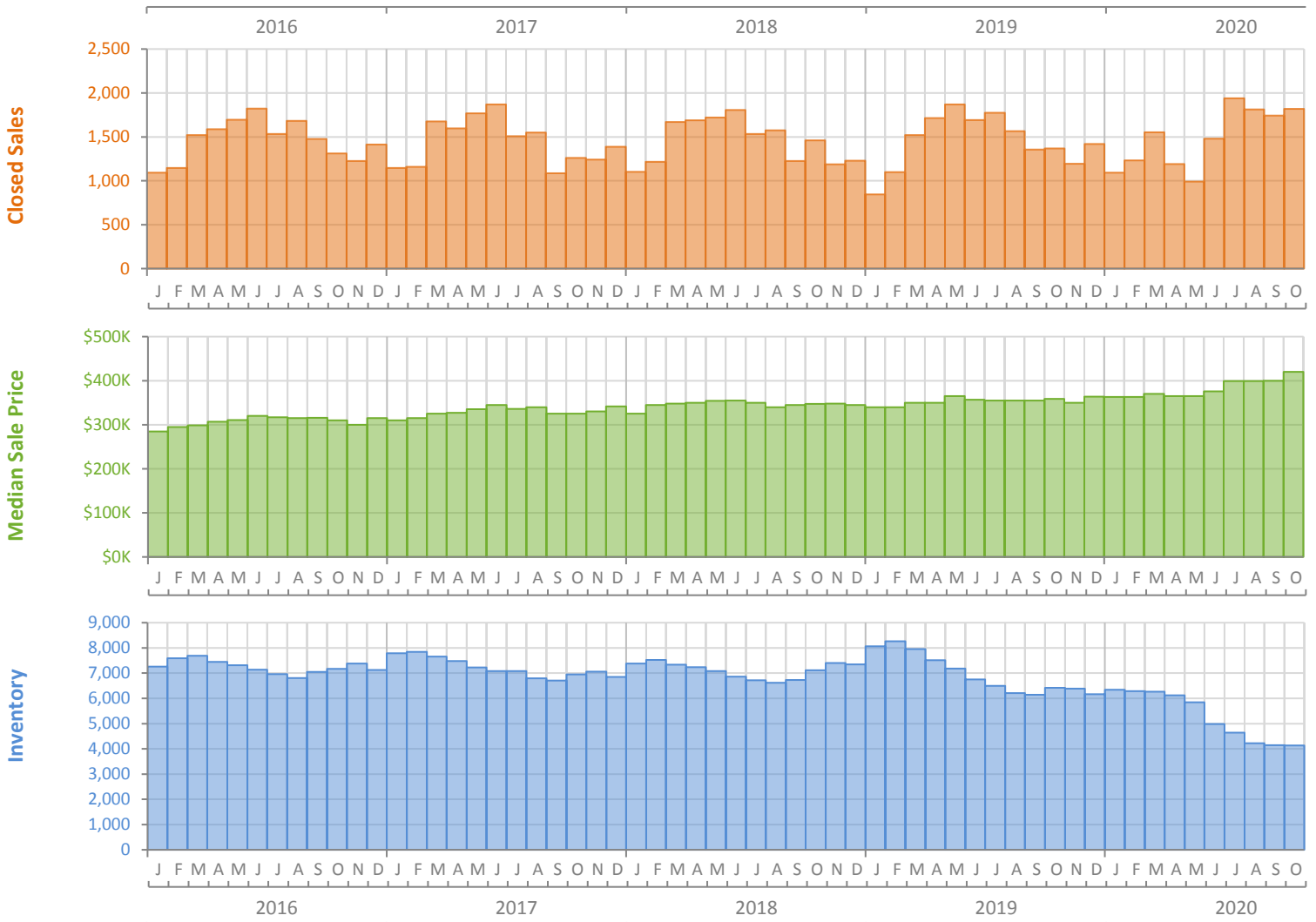
Monthly Market Summary - October 2020

Single Family Homes

Palm Beach County



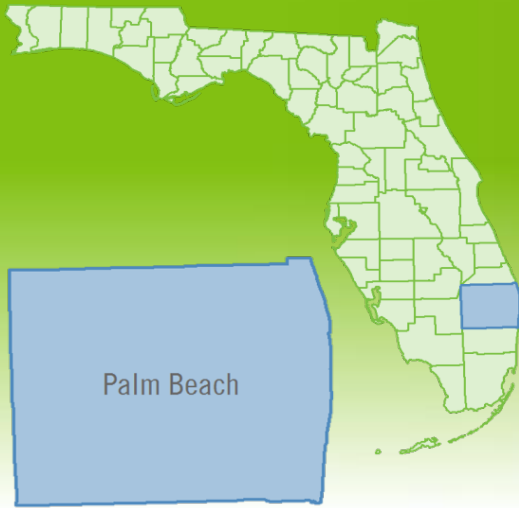
	October 2020	October 2019	Percent Change Year-over-Year
Closed Sales	1,818	1,369	32.8%
Paid in Cash	587	435	34.9%
Median Sale Price	\$420,000	\$359,000	17.0%
Average Sale Price	\$701,353	\$518,140	35.4%
Dollar Volume	\$1.3 Billion	\$709.3 Million	79.8%
Med. Pct. of Orig. List Price Received	96.5%	95.1%	1.5%
Median Time to Contract	21 Days	54 Days	-61.1%
Median Time to Sale	68 Days	95 Days	-28.4%
New Pending Sales	1,920	1,540	24.7%
New Listings	2,049	2,103	-2.6%
Pending Inventory	3,071	2,430	26.4%
Inventory (Active Listings)	4,131	6,419	-35.6%
Months Supply of Inventory	2.8	4.5	-37.8%



Monthly Distressed Market - October 2020

Single Family Homes

Palm Beach County



		October 2020	October 2019	Percent Change Year-over-Year
Traditional	Closed Sales	1,784	1,306	36.6%
	Median Sale Price	\$425,000	\$360,000	18.1%
Foreclosure/REO	Closed Sales	22	50	-56.0%
	Median Sale Price	\$307,000	\$251,040	22.3%
Short Sale	Closed Sales	12	13	-7.7%
	Median Sale Price	\$280,000	\$335,000	-16.4%

