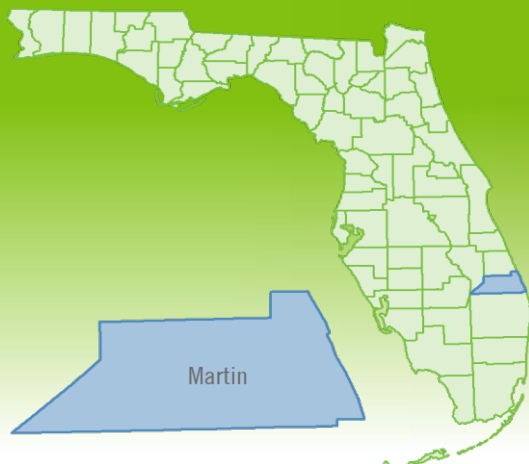


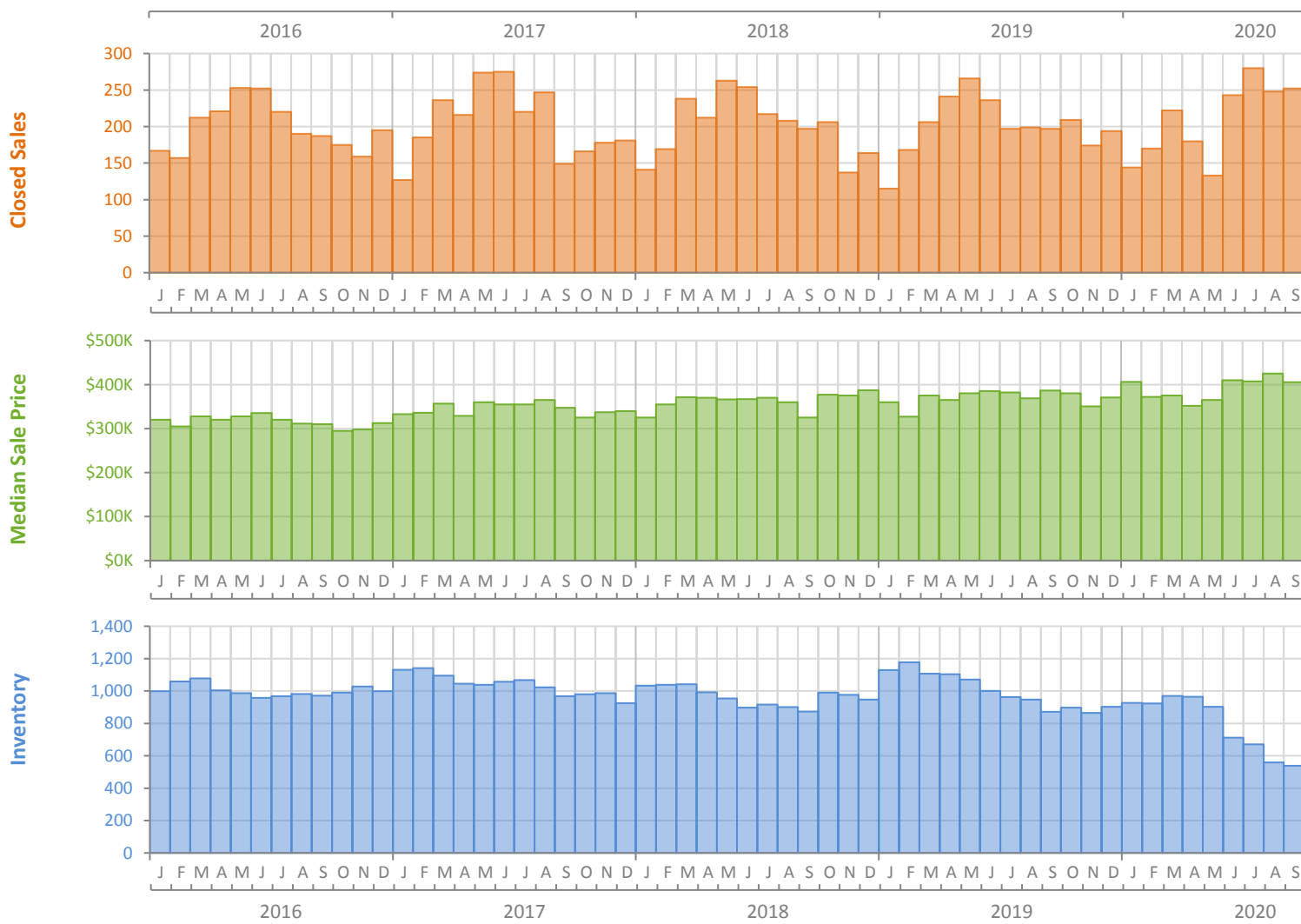
Monthly Market Summary - September 2020

Single Family Homes

Martin County



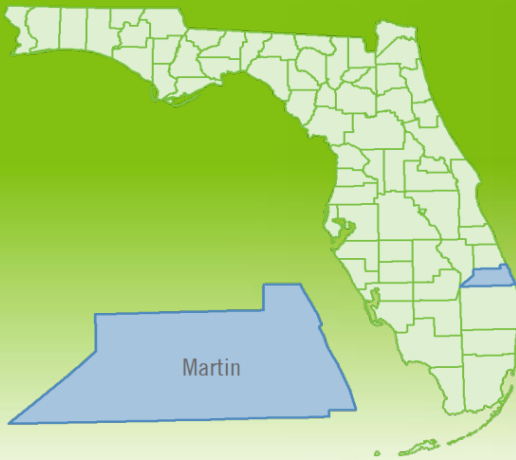
	September 2020	September 2019	Percent Change Year-over-Year
Closed Sales	252	197	27.9%
Paid in Cash	64	72	-11.1%
Median Sale Price	\$405,444	\$386,500	4.9%
Average Sale Price	\$526,346	\$489,965	7.4%
Dollar Volume	\$132.6 Million	\$96.5 Million	37.4%
Med. Pct. of Orig. List Price Received	96.7%	94.3%	2.5%
Median Time to Contract	25 Days	57 Days	-56.1%
Median Time to Sale	67 Days	108 Days	-38.0%
New Pending Sales	275	195	41.0%
New Listings	257	183	40.4%
Pending Inventory	407	325	25.2%
Inventory (Active Listings)	538	871	-38.2%
Months Supply of Inventory	2.6	4.5	-42.2%



Monthly Distressed Market - September 2020

Single Family Homes

Martin County



		September 2020	September 2019	Percent Change Year-over-Year
Traditional	Closed Sales	252	188	34.0%
	Median Sale Price	\$405,444	\$391,068	3.7%
Foreclosure/REO	Closed Sales	0	8	-100.0%
	Median Sale Price	(No Sales)	\$192,500	N/A
Short Sale	Closed Sales	0	1	-100.0%
	Median Sale Price	(No Sales)	\$570,000	N/A

