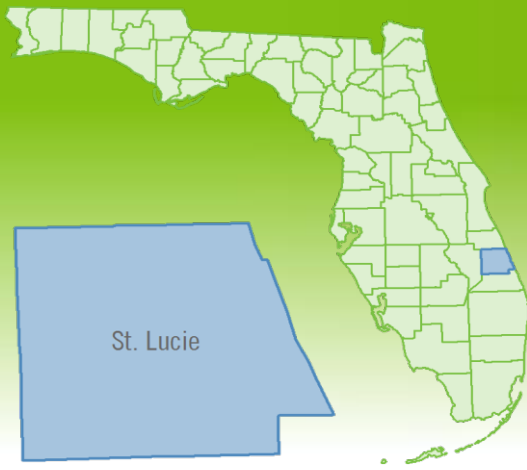


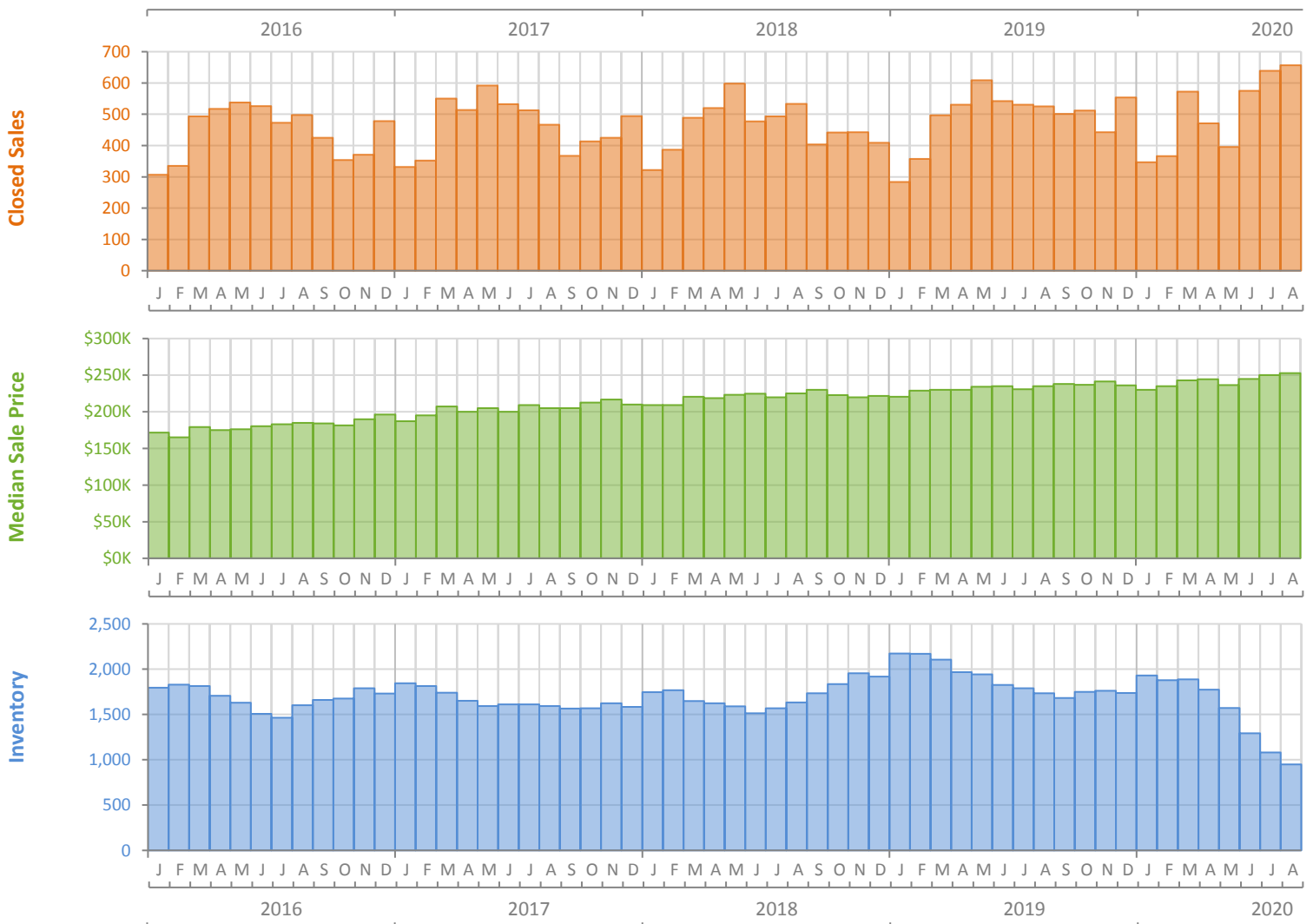
Monthly Market Summary - August 2020

Single Family Homes

St. Lucie County



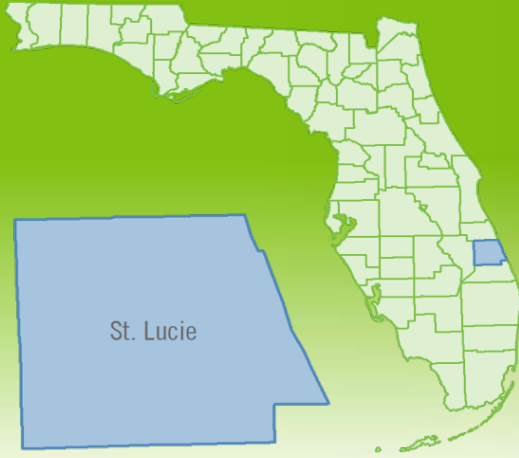
	August 2020	August 2019	Percent Change Year-over-Year
Closed Sales	657	525	25.1%
Paid in Cash	134	111	20.7%
Median Sale Price	\$252,900	\$235,000	7.6%
Average Sale Price	\$273,824	\$240,298	14.0%
Dollar Volume	\$179.9 Million	\$126.2 Million	42.6%
Med. Pct. of Orig. List Price Received	98.2%	96.8%	1.4%
Median Time to Contract	26 Days	38 Days	-31.6%
Median Time to Sale	75 Days	88 Days	-14.8%
New Pending Sales	645	544	18.6%
New Listings	675	603	11.9%
Pending Inventory	1,037	912	13.7%
Inventory (Active Listings)	948	1,733	-45.3%
Months Supply of Inventory	1.9	3.7	-48.6%



Monthly Distressed Market - August 2020

Single Family Homes

St. Lucie County



		August 2020	August 2019	Percent Change Year-over-Year
Traditional	Closed Sales	650	510	27.5%
	Median Sale Price	\$253,500	\$235,000	7.9%
Foreclosure/REO	Closed Sales	6	12	-50.0%
	Median Sale Price	\$183,990	\$156,500	17.6%
Short Sale	Closed Sales	1	3	-66.7%
	Median Sale Price	\$180,000	\$230,000	-21.7%

