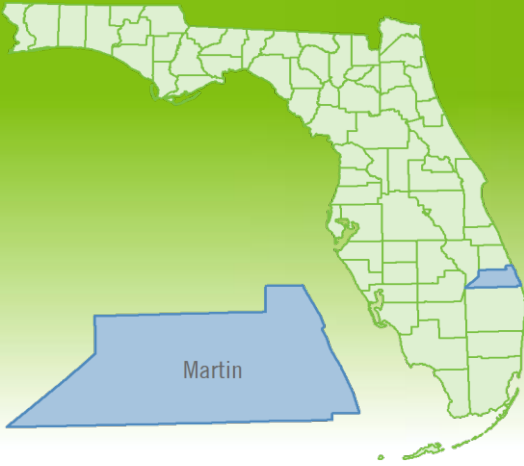


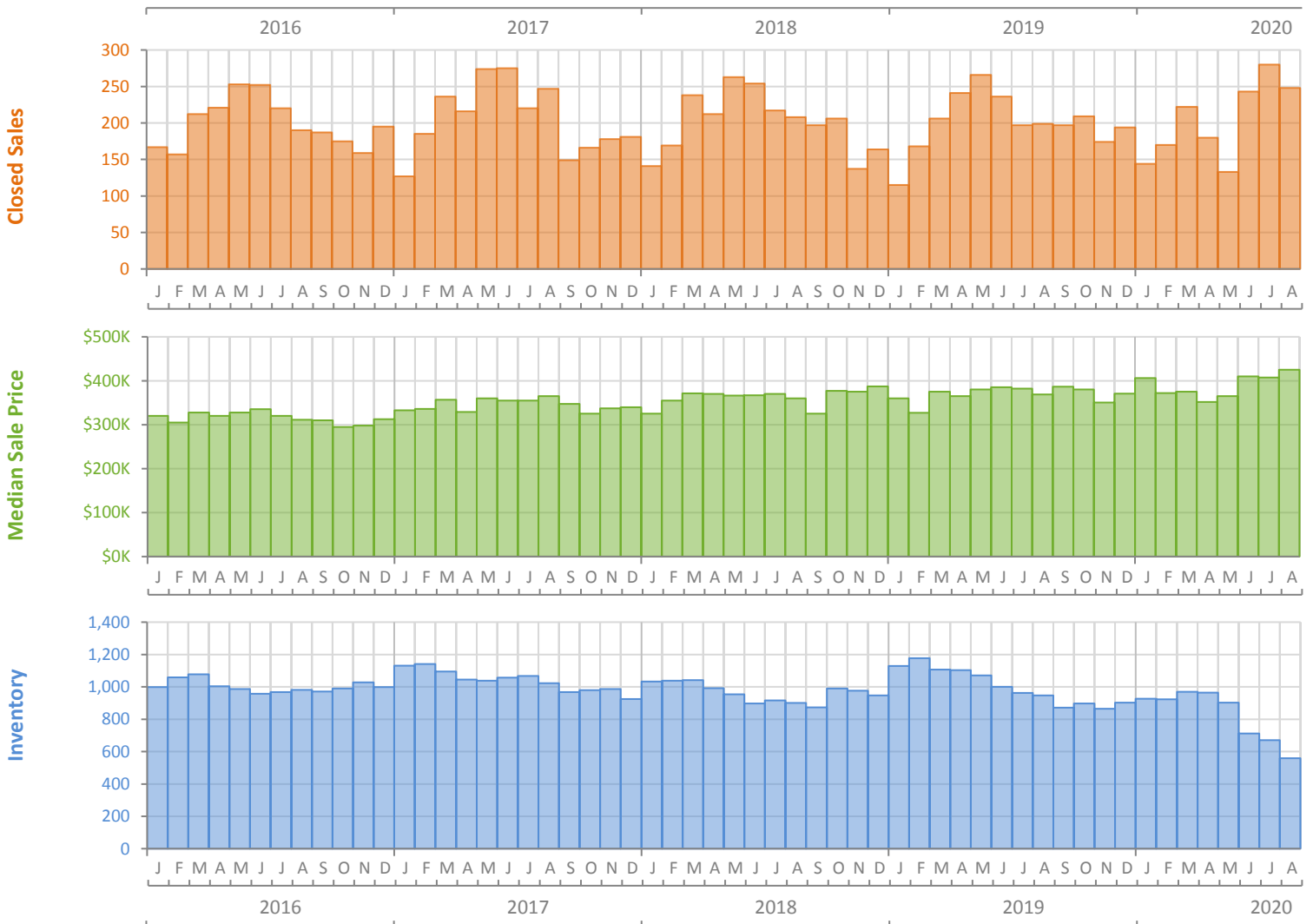
Monthly Market Summary - August 2020

Single Family Homes

Martin County



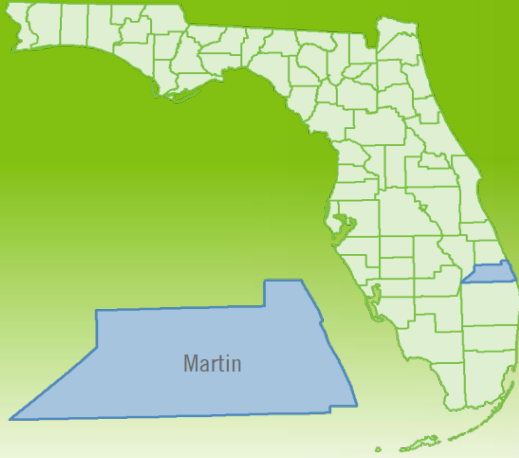
	August 2020	August 2019	Percent Change Year-over-Year
Closed Sales	248	199	24.6%
Paid in Cash	80	65	23.1%
Median Sale Price	\$425,000	\$369,000	15.2%
Average Sale Price	\$659,517	\$418,894	57.4%
Dollar Volume	\$163.6 Million	\$83.4 Million	96.2%
Med. Pct. of Orig. List Price Received	95.6%	94.5%	1.2%
Median Time to Contract	37 Days	59 Days	-37.3%
Median Time to Sale	79 Days	102 Days	-22.5%
New Pending Sales	253	204	24.0%
New Listings	240	223	7.6%
Pending Inventory	372	327	13.8%
Inventory (Active Listings)	559	947	-41.0%
Months Supply of Inventory	2.8	4.9	-42.9%



Monthly Distressed Market - August 2020

Single Family Homes

Martin County



		August 2020	August 2019	Percent Change Year-over-Year
Traditional	Closed Sales	247	197	25.4%
	Median Sale Price	\$425,000	\$370,000	14.9%
Foreclosure/REO	Closed Sales	1	1	0.0%
	Median Sale Price	\$307,000	\$325,500	-5.7%
Short Sale	Closed Sales	0	1	-100.0%
	Median Sale Price	(No Sales)	\$179,000	N/A

