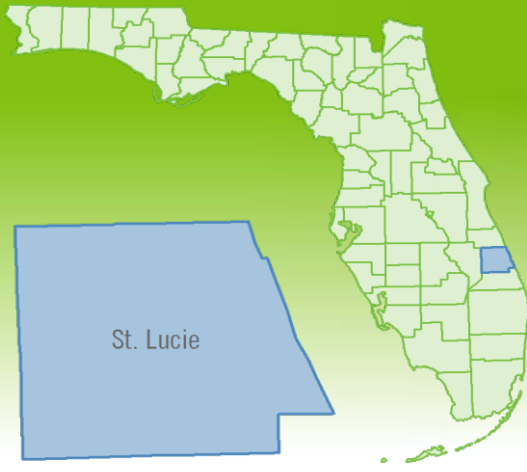


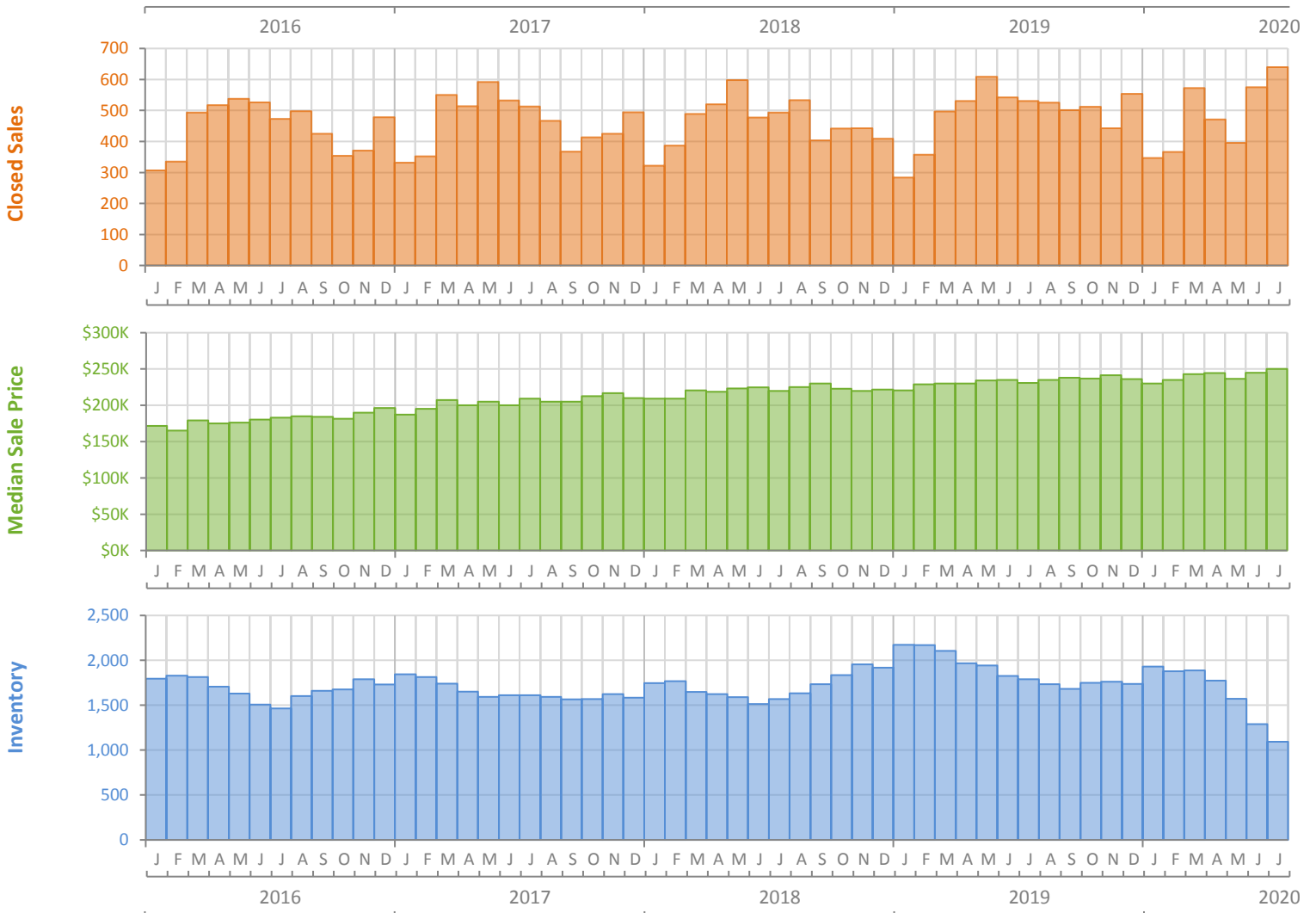
Monthly Market Summary - July 2020

Single Family Homes

St. Lucie County



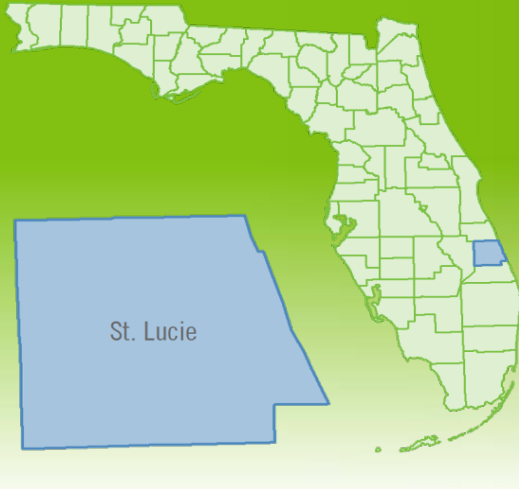
	July 2020	July 2019	Percent Change Year-over-Year
Closed Sales	640	531	20.5%
Paid in Cash	113	123	-8.1%
Median Sale Price	\$250,000	\$230,950	8.2%
Average Sale Price	\$273,361	\$246,487	10.9%
Dollar Volume	\$175.0 Million	\$130.9 Million	33.7%
Med. Pct. of Orig. List Price Received	97.8%	96.6%	1.2%
Median Time to Contract	30 Days	42 Days	-28.6%
Median Time to Sale	86 Days	86 Days	0.0%
New Pending Sales	773	592	30.6%
New Listings	647	626	3.4%
Pending Inventory	1,338	960	39.4%
Inventory (Active Listings)	1,094	1,790	-38.9%
Months Supply of Inventory	2.2	3.8	-42.1%



Monthly Distressed Market - July 2020

Single Family Homes

St. Lucie County



		July 2020	July 2019	Percent Change Year-over-Year
Traditional	Closed Sales	633	513	23.4%
	Median Sale Price	\$250,000	\$234,950	6.4%
Foreclosure/REO	Closed Sales	5	16	-68.8%
	Median Sale Price	\$204,000	\$174,188	17.1%
Short Sale	Closed Sales	2	2	0.0%
	Median Sale Price	\$167,375	\$193,600	-13.5%

