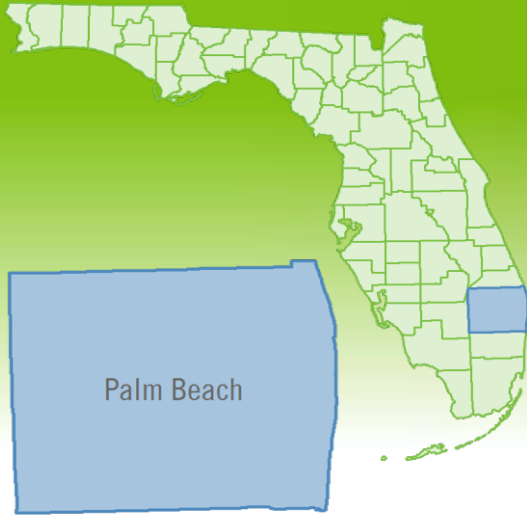


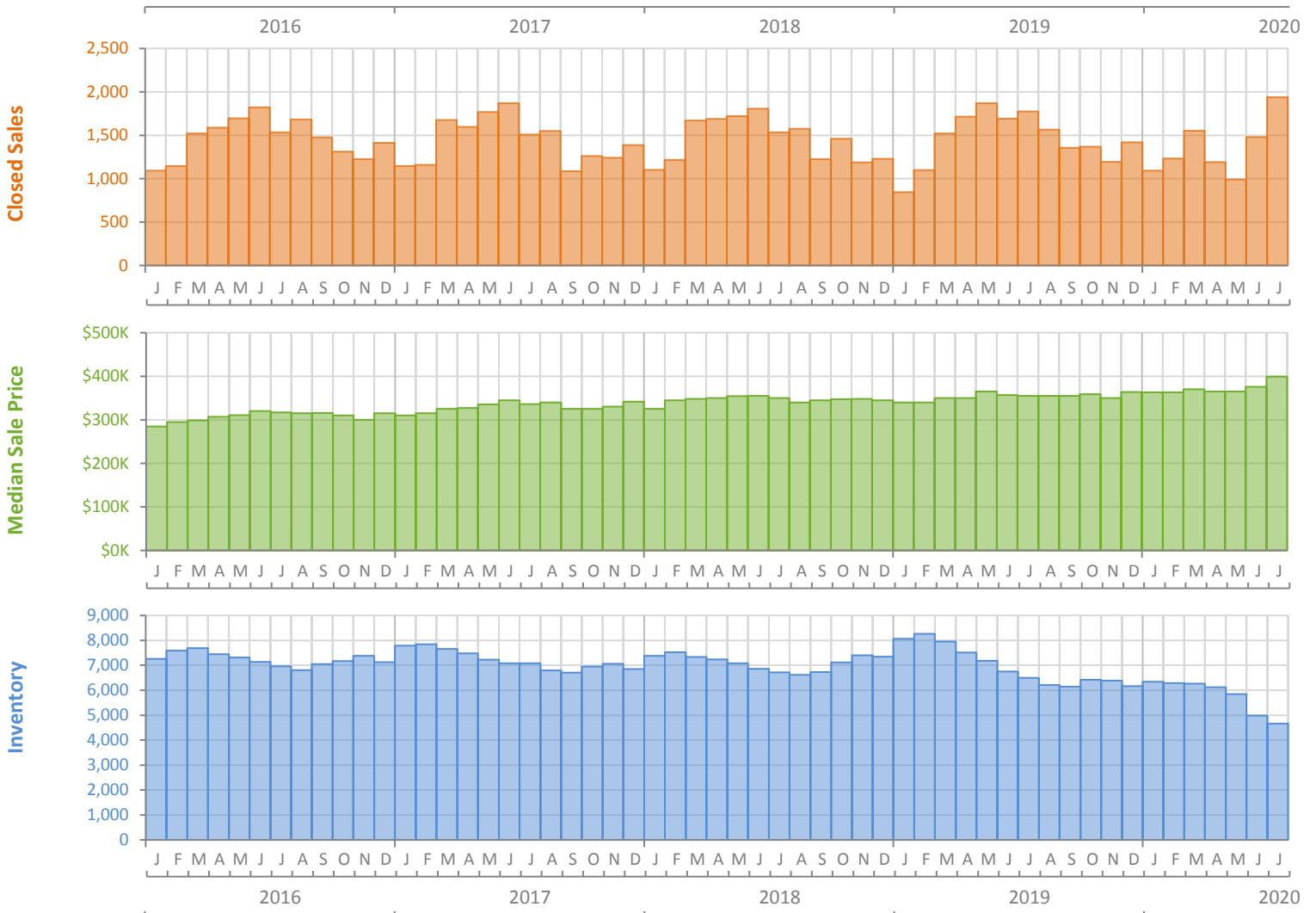
Monthly Market Summary - July 2020

Single Family Homes

Palm Beach County



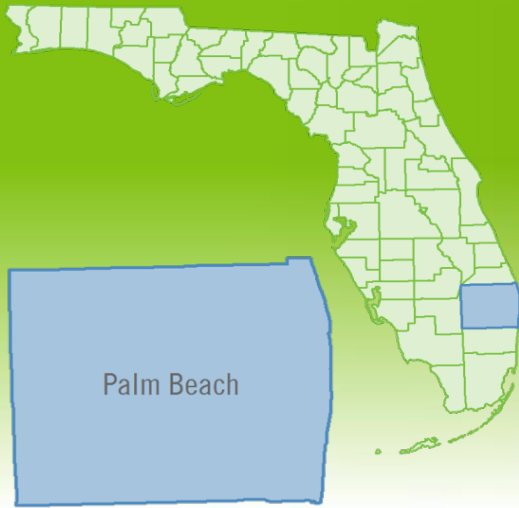
	July 2020	July 2019	Percent Change Year-over-Year
Closed Sales	1,941	1,775	9.4%
Paid in Cash	553	527	4.9%
Median Sale Price	\$399,320	\$355,013	12.5%
Average Sale Price	\$737,848	\$578,531	27.5%
Dollar Volume	\$1.4 Billion	\$1.0 Billion	39.5%
Med. Pct. of Orig. List Price Received	95.9%	95.0%	0.9%
Median Time to Contract	42 Days	49 Days	-14.3%
Median Time to Sale	85 Days	94 Days	-9.6%
New Pending Sales	2,069	1,720	20.3%
New Listings	1,998	1,873	6.7%
Pending Inventory	3,221	2,793	15.3%
Inventory (Active Listings)	4,666	6,494	-28.1%
Months Supply of Inventory	3.4	4.5	-24.4%



Monthly Distressed Market - July 2020

Single Family Homes

Palm Beach County



		July 2020	July 2019	Percent Change Year-over-Year
Traditional	Closed Sales	1,885	1,705	10.6%
	Median Sale Price	\$400,000	\$360,000	11.1%
Foreclosure/REO	Closed Sales	48	47	2.1%
	Median Sale Price	\$288,500	\$276,000	4.5%
Short Sale	Closed Sales	8	23	-65.2%
	Median Sale Price	\$257,000	\$320,000	-19.7%

