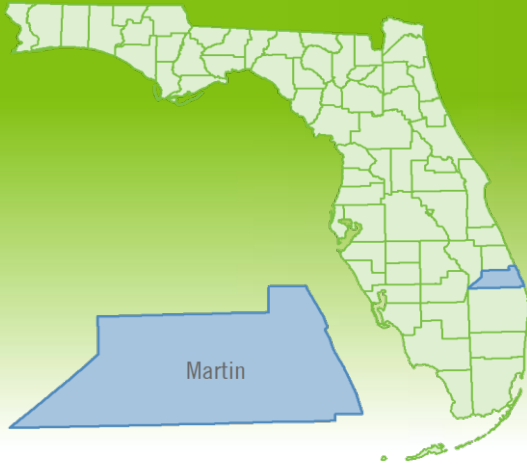


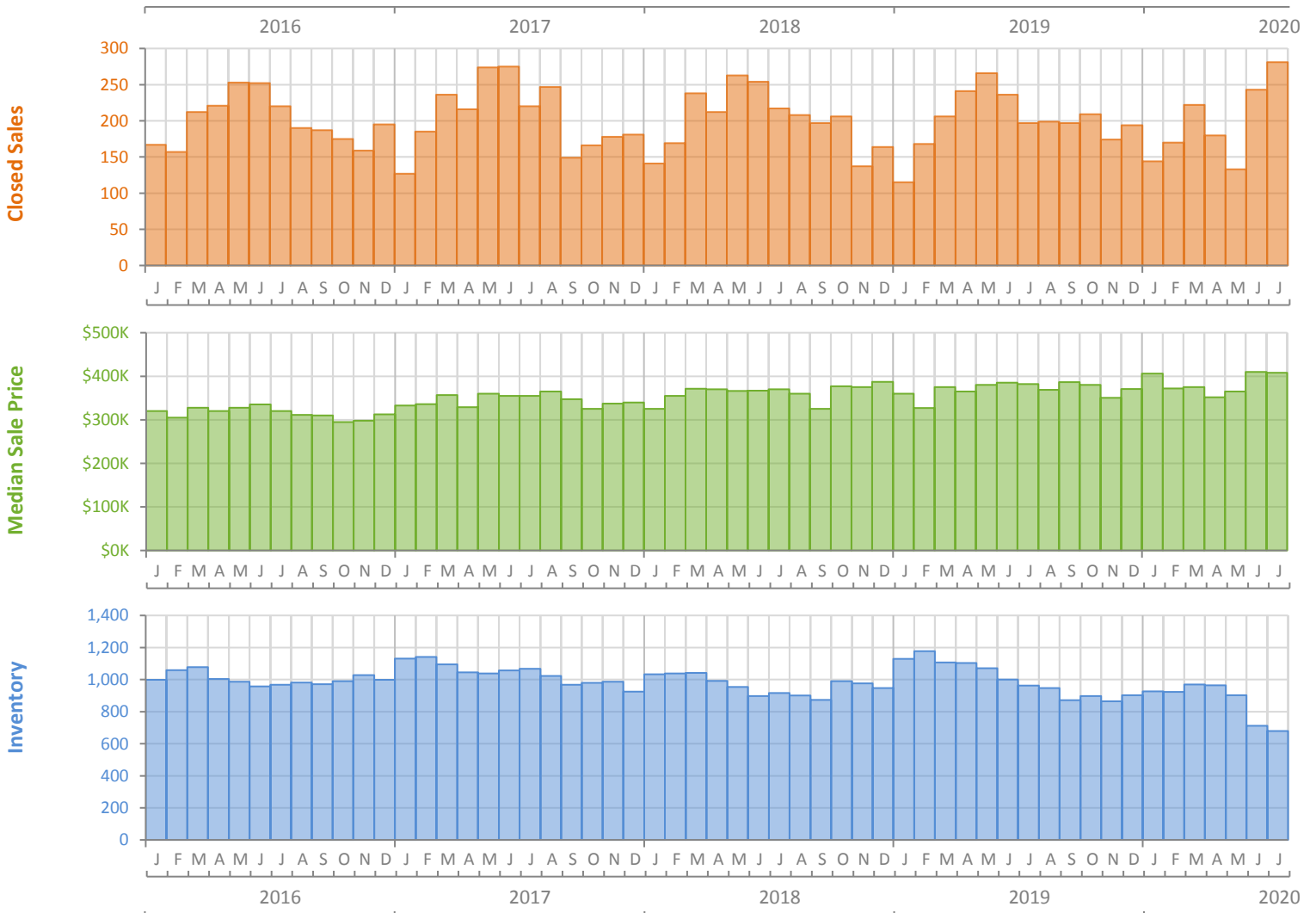
Monthly Market Summary - July 2020

Single Family Homes

Martin County



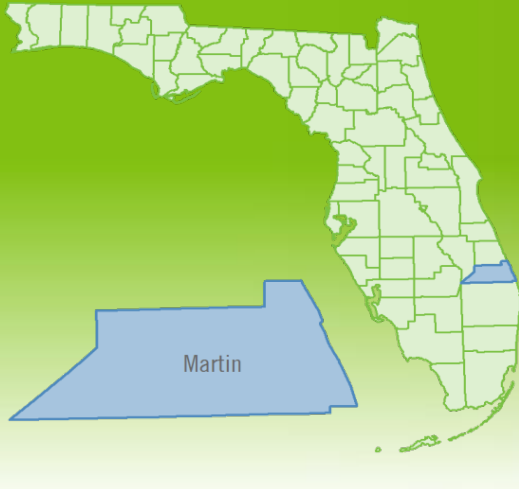
	July 2020	July 2019	Percent Change Year-over-Year
Closed Sales	281	197	42.6%
Paid in Cash	81	74	9.5%
Median Sale Price	\$407,750	\$382,000	6.7%
Average Sale Price	\$633,544	\$508,444	24.6%
Dollar Volume	\$178.0 Million	\$100.2 Million	77.7%
Med. Pct. of Orig. List Price Received	95.2%	94.9%	0.3%
Median Time to Contract	55 Days	52 Days	5.8%
Median Time to Sale	100 Days	103 Days	-2.9%
New Pending Sales	284	215	32.1%
New Listings	275	253	8.7%
Pending Inventory	429	334	28.4%
Inventory (Active Listings)	679	962	-29.4%
Months Supply of Inventory	3.5	4.9	-28.6%



Monthly Distressed Market - July 2020

Single Family Homes

Martin County



		July 2020	July 2019	Percent Change Year-over-Year
Traditional	Closed Sales	280	193	45.1%
	Median Sale Price	\$407,500	\$382,000	6.7%
Foreclosure/REO	Closed Sales	1	2	-50.0%
	Median Sale Price	\$825,000	\$190,700	332.6%
Short Sale	Closed Sales	0	2	-100.0%
	Median Sale Price	(No Sales)	\$422,500	N/A

