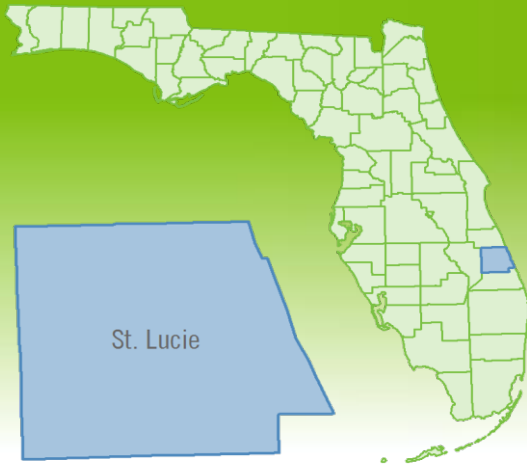


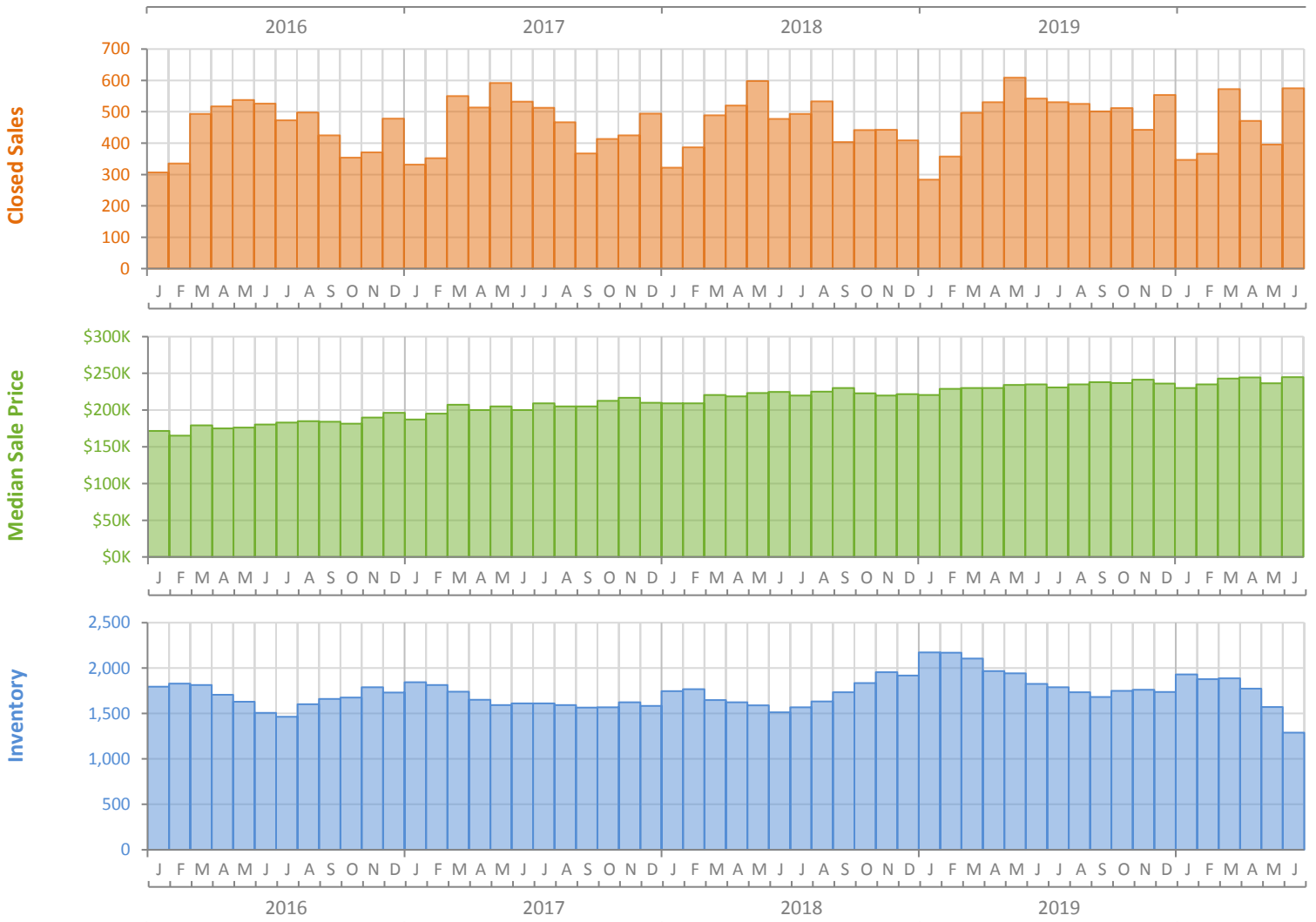
# Monthly Market Summary - June 2020

## Single Family Homes

### St. Lucie County



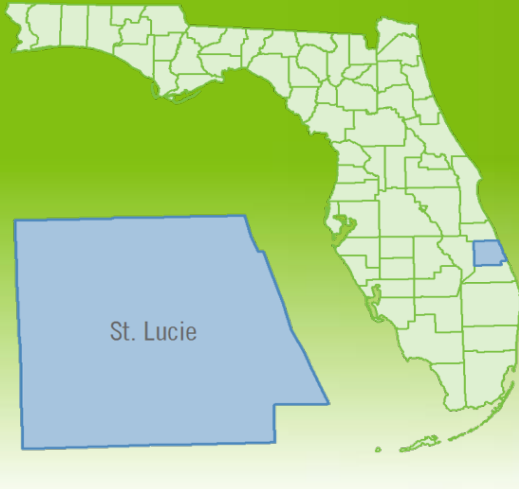
	June 2020	June 2019	Percent Change Year-over-Year
Closed Sales	575	542	6.1%
Paid in Cash	103	116	-11.2%
Median Sale Price	\$244,900	\$234,995	4.2%
Average Sale Price	\$255,643	\$247,559	3.3%
Dollar Volume	\$147.0 Million	\$134.2 Million	9.6%
Med. Pct. of Orig. List Price Received	97.1%	96.4%	0.7%
Median Time to Contract	46 Days	49 Days	-6.1%
Median Time to Sale	100 Days	95 Days	5.3%
New Pending Sales	796	569	39.9%
New Listings	626	585	7.0%
Pending Inventory	1,270	963	31.9%
Inventory (Active Listings)	1,290	1,827	-29.4%
Months Supply of Inventory	2.7	4.0	-32.5%



# Monthly Distressed Market - June 2020

## Single Family Homes

### St. Lucie County



		June 2020	June 2019	Percent Change Year-over-Year
Traditional	Closed Sales	553	528	4.7%
	Median Sale Price	\$245,150	\$235,500	4.1%
Foreclosure/REO	Closed Sales	18	11	63.6%
	Median Sale Price	\$191,875	\$140,000	37.1%
Short Sale	Closed Sales	4	3	33.3%
	Median Sale Price	\$178,000	\$164,000	8.5%

