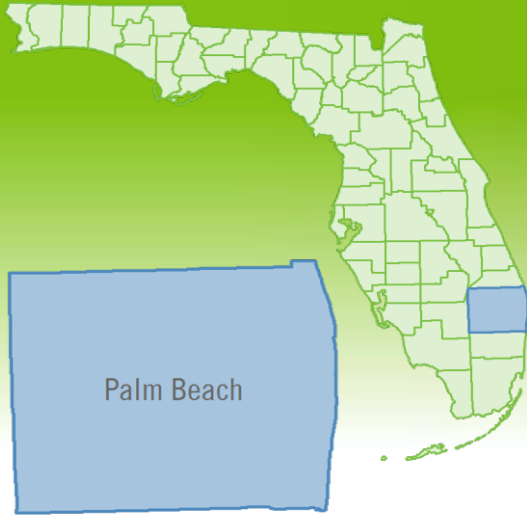


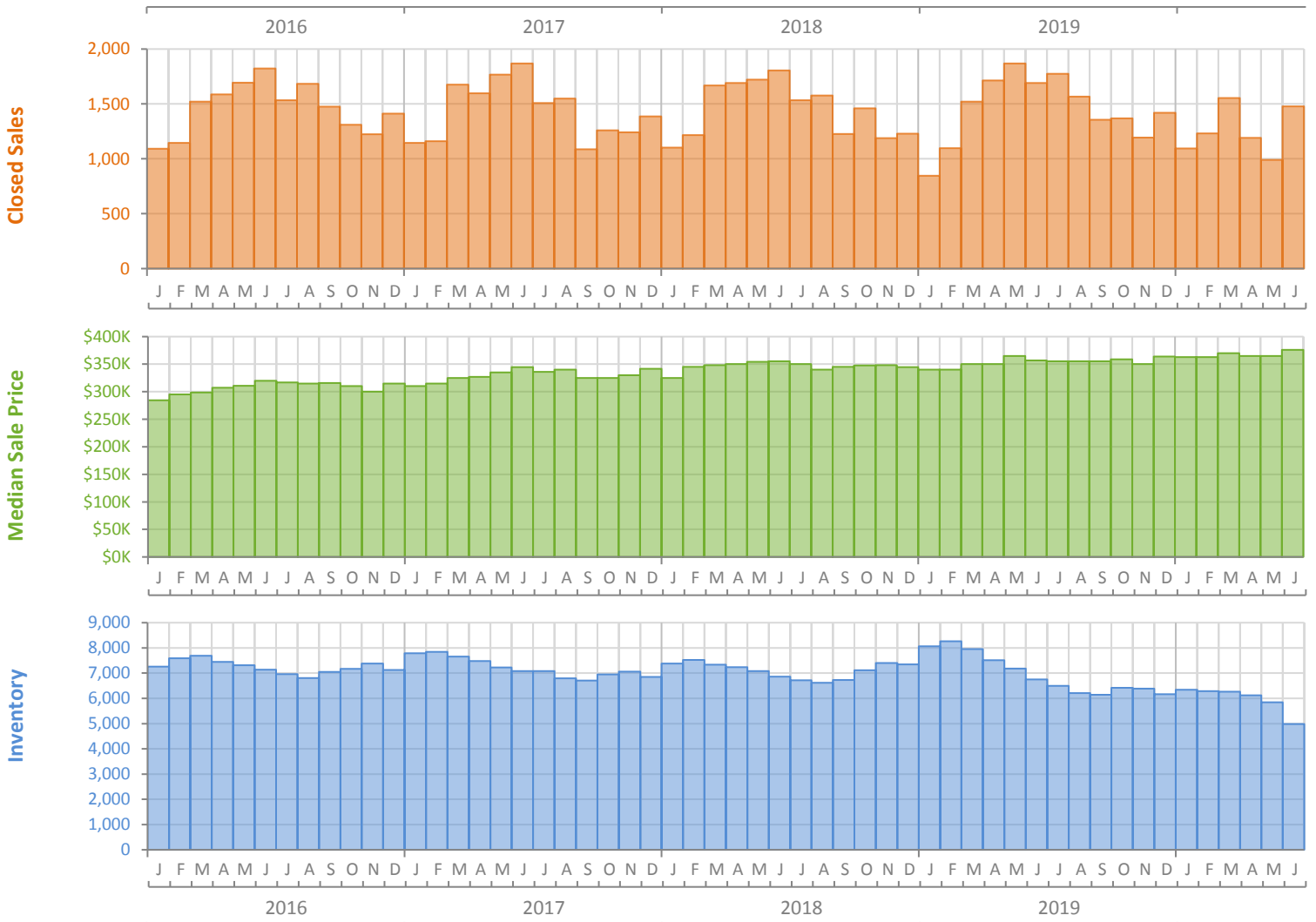
Monthly Market Summary - June 2020

Single Family Homes

Palm Beach County



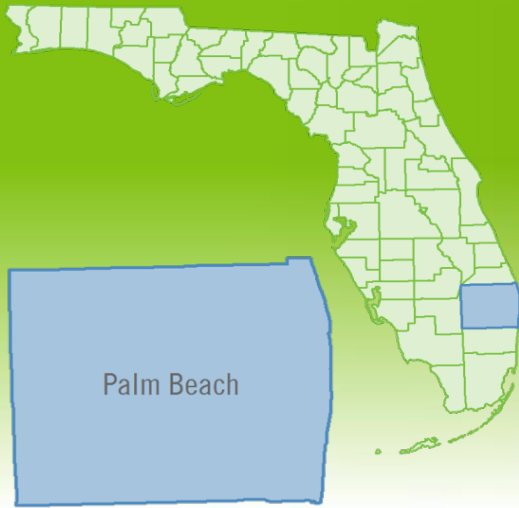
	June 2020	June 2019	Percent Change Year-over-Year
Closed Sales	1,478	1,692	-12.6%
Paid in Cash	436	522	-16.5%
Median Sale Price	\$376,000	\$356,990	5.3%
Average Sale Price	\$673,758	\$507,201	32.8%
Dollar Volume	\$995.8 Million	\$858.2 Million	16.0%
Med. Pct. of Orig. List Price Received	95.0%	94.7%	0.3%
Median Time to Contract	56 Days	50 Days	12.0%
Median Time to Sale	102 Days	97 Days	5.2%
New Pending Sales	2,287	1,746	31.0%
New Listings	1,846	1,829	0.9%
Pending Inventory	3,291	3,031	8.6%
Inventory (Active Listings)	4,989	6,753	-26.1%
Months Supply of Inventory	3.7	4.8	-22.9%



Monthly Distressed Market - June 2020

Single Family Homes

Palm Beach County



		June 2020	June 2019	Percent Change Year-over-Year
Traditional	Closed Sales	1,422	1,650	-13.8%
	Median Sale Price	\$380,000	\$360,000	5.6%
Foreclosure/REO	Closed Sales	44	32	37.5%
	Median Sale Price	\$278,444	\$286,250	-2.7%
Short Sale	Closed Sales	12	10	20.0%
	Median Sale Price	\$233,000	\$280,000	-16.8%

