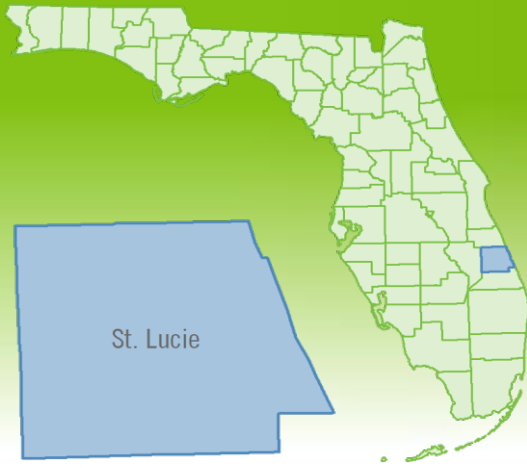


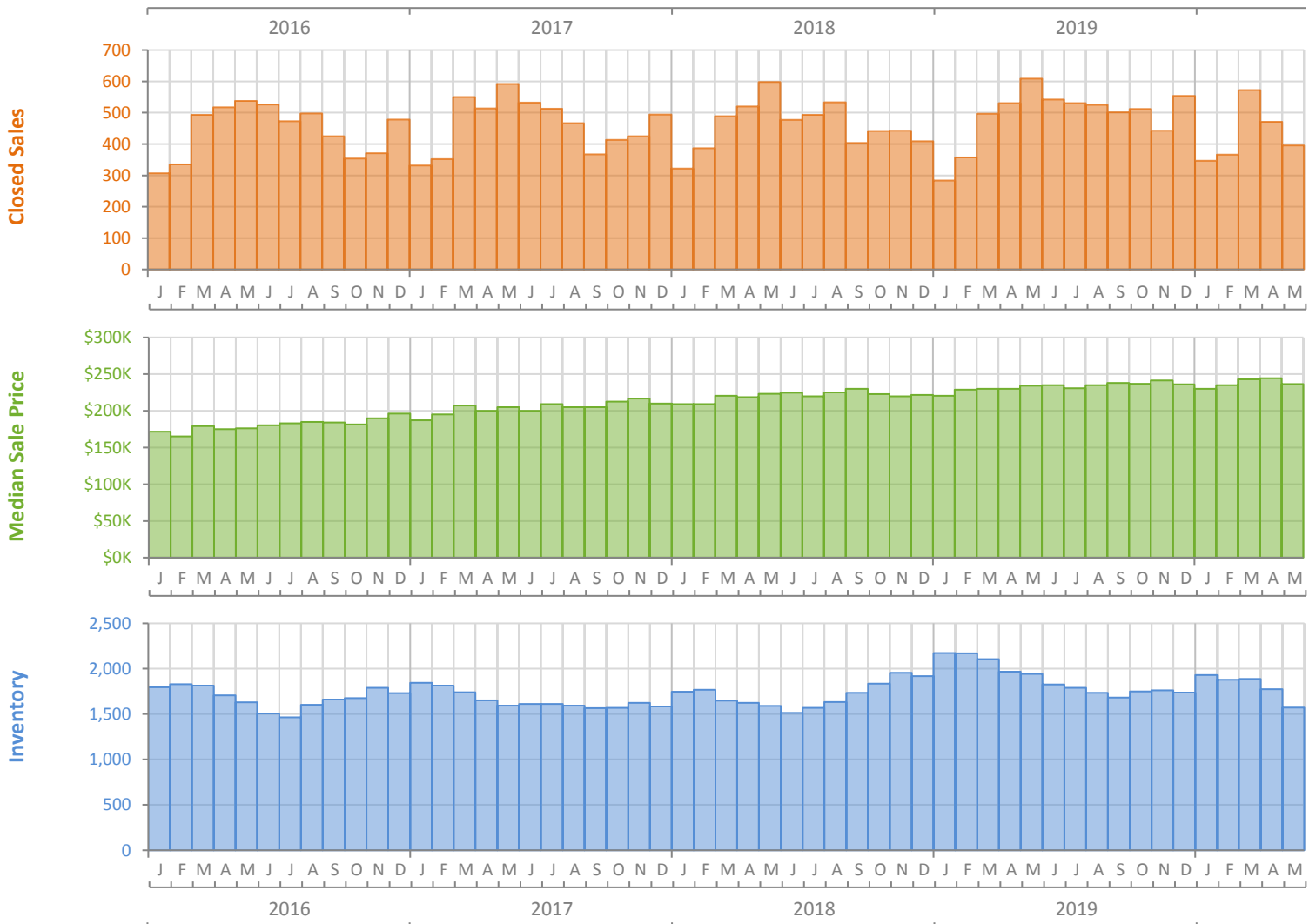
Monthly Market Summary - May 2020

Single Family Homes

St. Lucie County



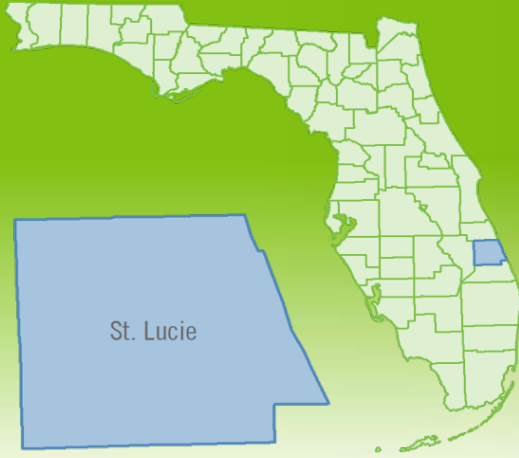
	May 2020	May 2019	Percent Change Year-over-Year
Closed Sales	396	609	-35.0%
Paid in Cash	70	128	-45.3%
Median Sale Price	\$236,500	\$234,000	1.1%
Average Sale Price	\$246,301	\$246,448	-0.1%
Dollar Volume	\$97.5 Million	\$150.1 Million	-35.0%
Med. Pct. of Orig. List Price Received	97.4%	96.5%	0.9%
Median Time to Contract	38 Days	45 Days	-15.6%
Median Time to Sale	89 Days	92 Days	-3.3%
New Pending Sales	707	634	11.5%
New Listings	644	688	-6.4%
Pending Inventory	1,152	984	17.1%
Inventory (Active Listings)	1,571	1,942	-19.1%
Months Supply of Inventory	3.3	4.3	-23.3%



Monthly Distressed Market - May 2020

Single Family Homes

St. Lucie County



		May 2020	May 2019	Percent Change Year-over-Year
Traditional	Closed Sales	385	590	-34.7%
	Median Sale Price	\$237,000	\$235,000	0.9%
Foreclosure/REO	Closed Sales	8	15	-46.7%
	Median Sale Price	\$233,800	\$189,500	23.4%
Short Sale	Closed Sales	3	4	-25.0%
	Median Sale Price	\$193,000	\$215,000	-10.2%

