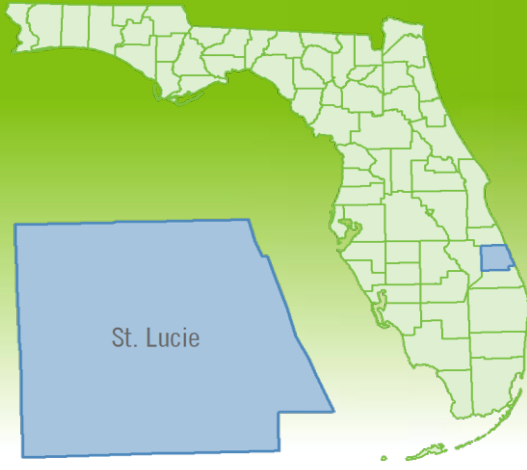


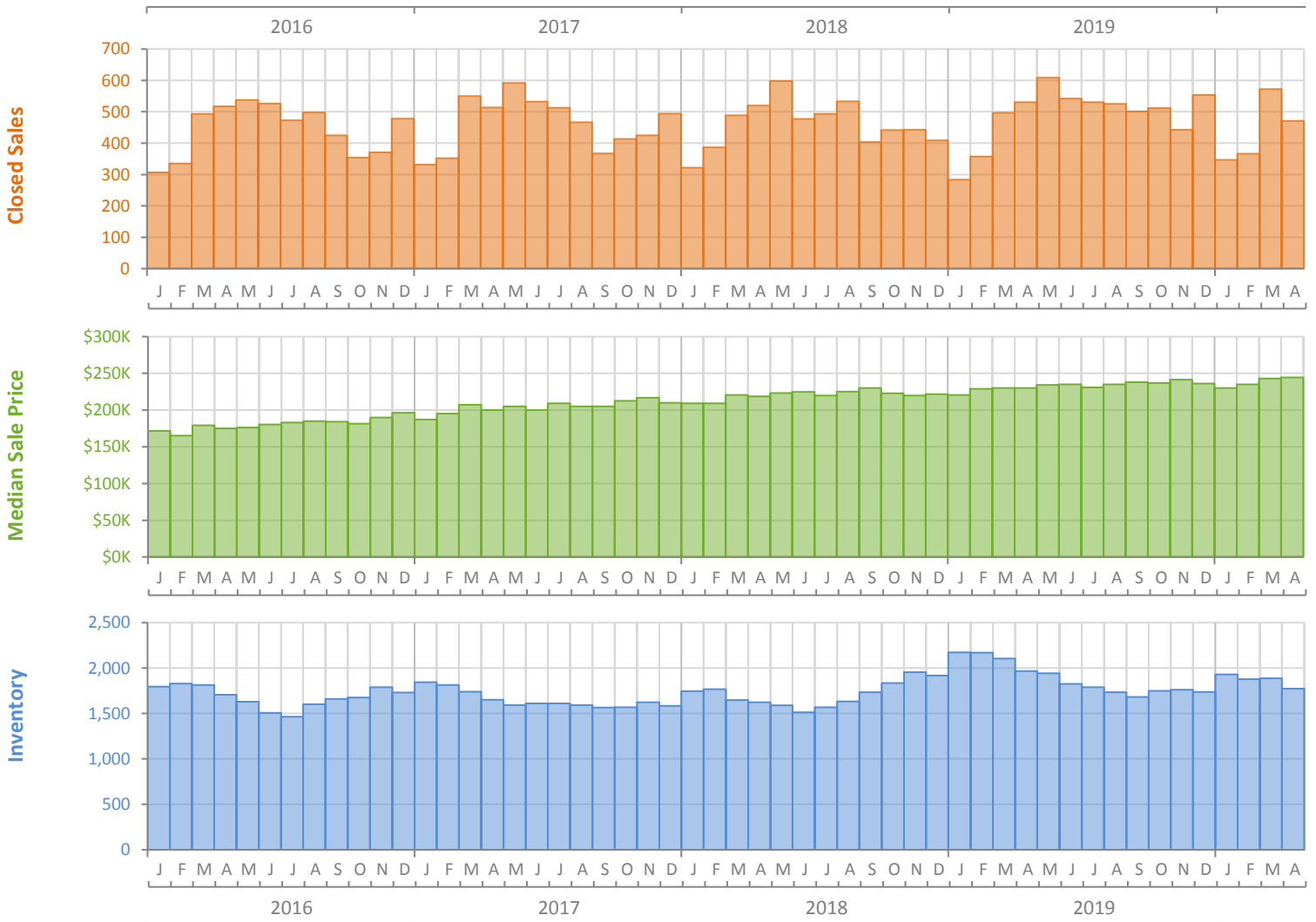
Monthly Market Summary - April 2020

Single Family Homes

St. Lucie County



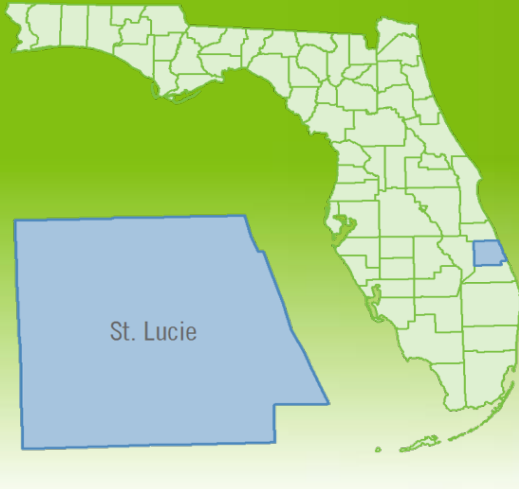
	April 2020	April 2019	Percent Change Year-over-Year
Closed Sales	471	531	-11.3%
Paid in Cash	106	104	1.9%
Median Sale Price	\$244,400	\$230,000	6.3%
Average Sale Price	\$251,272	\$245,436	2.4%
Dollar Volume	\$118.3 Million	\$130.3 Million	-9.2%
Med. Pct. of Orig. List Price Received	96.9%	96.2%	0.7%
Median Time to Contract	30 Days	49 Days	-38.8%
Median Time to Sale	79 Days	90 Days	-12.2%
New Pending Sales	439	672	-34.7%
New Listings	487	653	-25.4%
Pending Inventory	880	1,011	-13.0%
Inventory (Active Listings)	1,775	1,967	-9.8%
Months Supply of Inventory	3.6	4.3	-16.3%



Monthly Distressed Market - April 2020

Single Family Homes

St. Lucie County



		April 2020	April 2019	Percent Change Year-over-Year
Traditional	Closed Sales	462	511	-9.6%
	Median Sale Price	\$245,000	\$232,950	5.2%
Foreclosure/REO	Closed Sales	9	18	-50.0%
	Median Sale Price	\$134,400	\$166,250	-19.2%
Short Sale	Closed Sales	0	2	-100.0%
	Median Sale Price	(No Sales)	\$202,500	N/A

