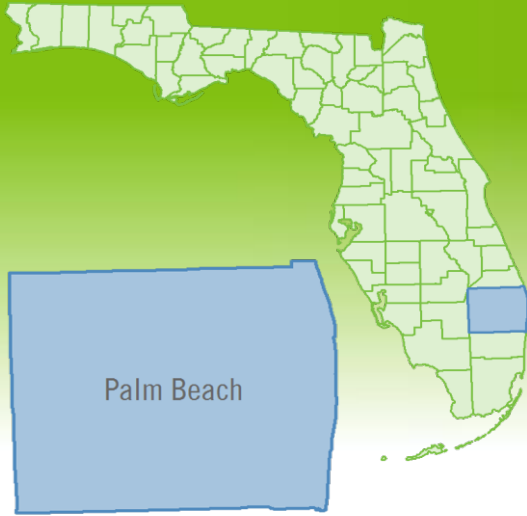


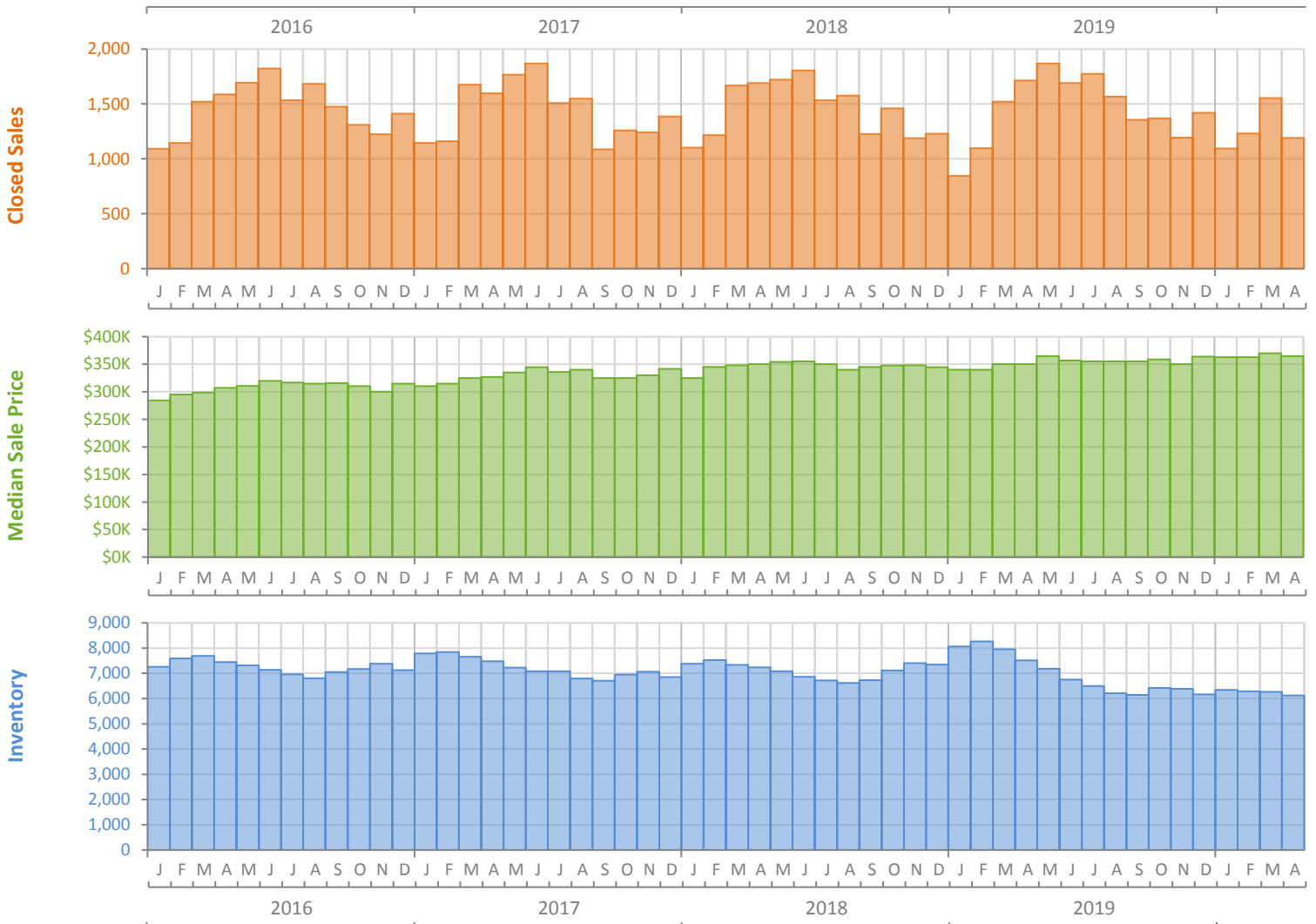
Monthly Market Summary - April 2020

Single Family Homes

Palm Beach County



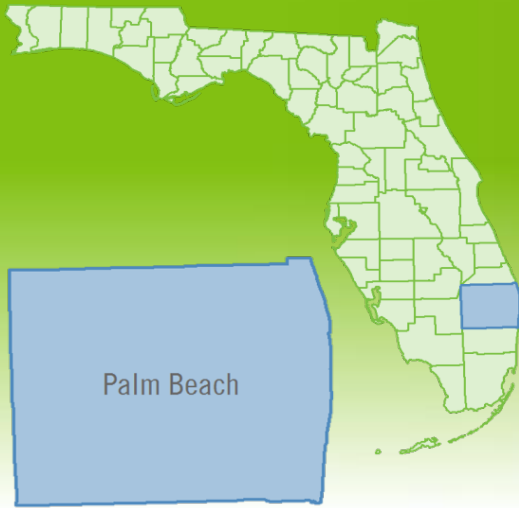
	April 2020	April 2019	Percent Change Year-over-Year
Closed Sales	1,191	1,714	-30.5%
Paid in Cash	324	603	-46.3%
Median Sale Price	\$365,000	\$350,000	4.3%
Average Sale Price	\$579,898	\$576,892	0.5%
Dollar Volume	\$690.7 Million	\$988.8 Million	-30.2%
Med. Pct. of Orig. List Price Received	95.8%	94.4%	1.5%
Median Time to Contract	29 Days	55 Days	-47.3%
Median Time to Sale	76 Days	97 Days	-21.6%
New Pending Sales	947	2,087	-54.6%
New Listings	1,264	2,087	-39.4%
Pending Inventory	2,061	3,282	-37.2%
Inventory (Active Listings)	6,126	7,515	-18.5%
Months Supply of Inventory	4.2	5.3	-20.8%



Monthly Distressed Market - April 2020

Single Family Homes

Palm Beach County



		April 2020	April 2019	Percent Change Year-over-Year
Traditional	Closed Sales	1,164	1,643	-29.2%
	Median Sale Price	\$370,000	\$350,000	5.7%
Foreclosure/REO	Closed Sales	24	49	-51.0%
	Median Sale Price	\$330,000	\$216,000	52.8%
Short Sale	Closed Sales	3	22	-86.4%
	Median Sale Price	\$360,000	\$258,000	39.5%

