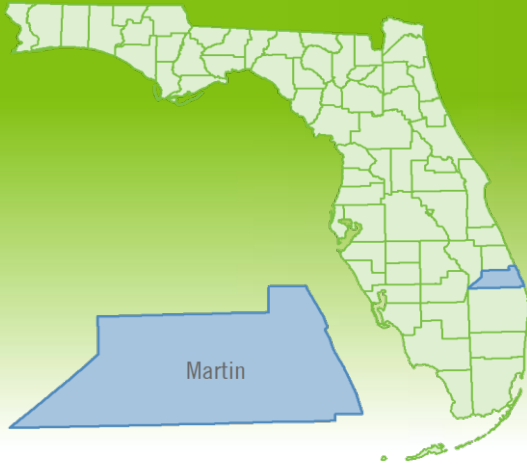


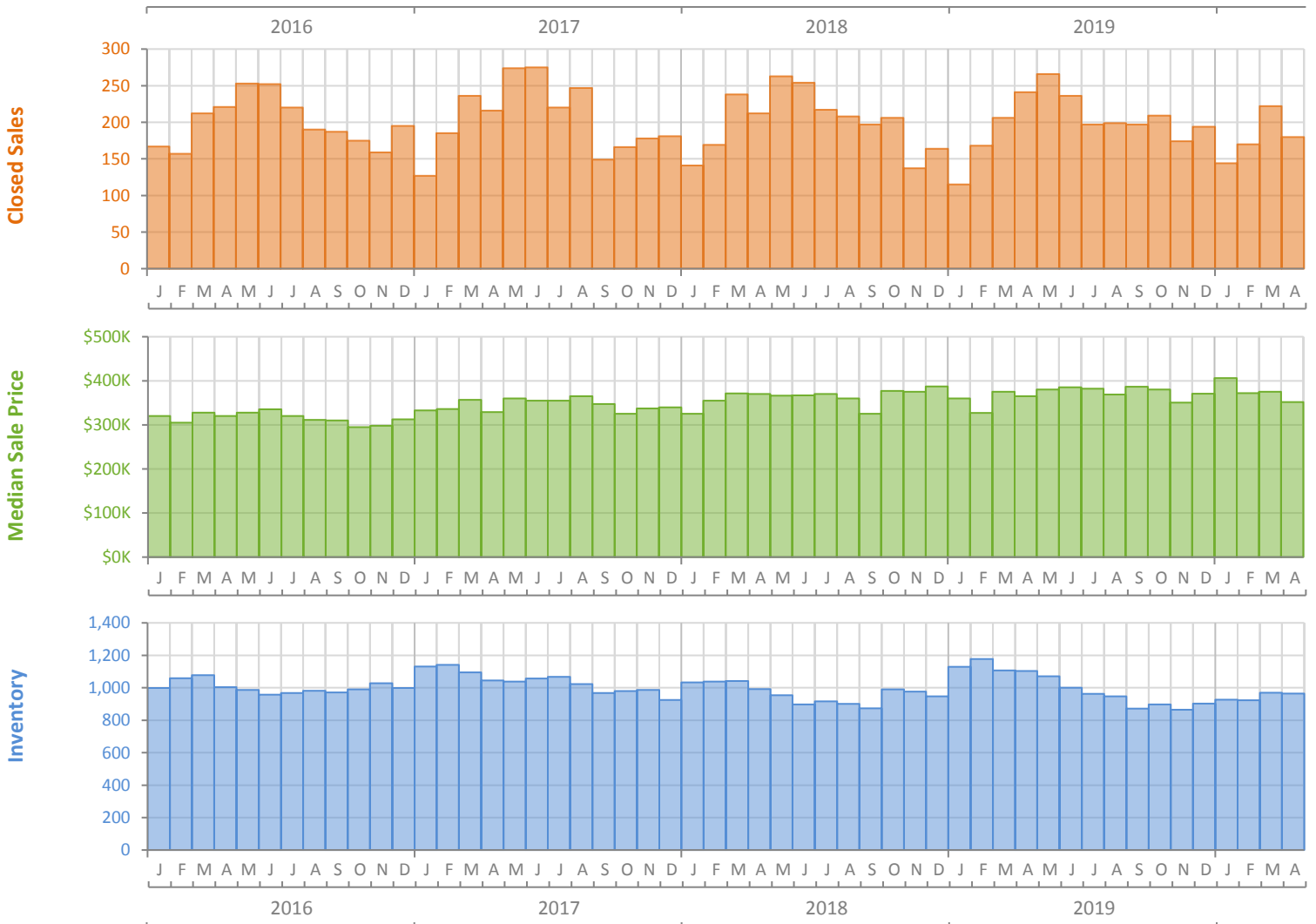
Monthly Market Summary - April 2020

Single Family Homes

Martin County



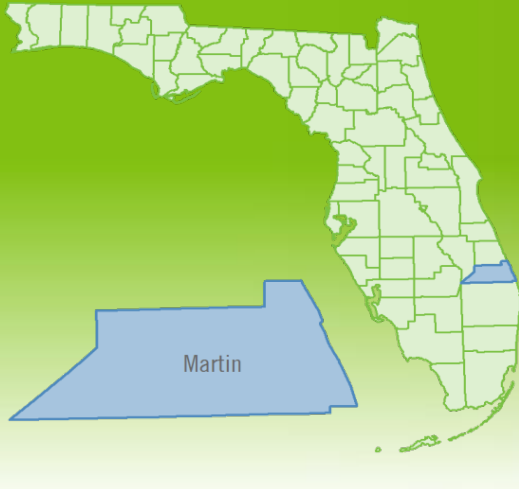
	April 2020	April 2019	Percent Change Year-over-Year
Closed Sales	180	241	-25.3%
Paid in Cash	56	96	-41.7%
Median Sale Price	\$352,000	\$365,000	-3.6%
Average Sale Price	\$515,674	\$535,356	-3.7%
Dollar Volume	\$92.8 Million	\$129.0 Million	-28.1%
Med. Pct. of Orig. List Price Received	95.2%	95.0%	0.2%
Median Time to Contract	37 Days	48 Days	-22.9%
Median Time to Sale	84 Days	92 Days	-8.7%
New Pending Sales	136	271	-49.8%
New Listings	192	321	-40.2%
Pending Inventory	251	407	-38.3%
Inventory (Active Listings)	965	1,104	-12.6%
Months Supply of Inventory	4.8	5.6	-14.3%



Monthly Distressed Market - April 2020

Single Family Homes

Martin County



		April 2020	April 2019	Percent Change Year-over-Year
Traditional	Closed Sales	177	237	-25.3%
	Median Sale Price	\$354,750	\$365,000	-2.8%
Foreclosure/REO	Closed Sales	2	4	-50.0%
	Median Sale Price	\$272,750	\$152,500	78.9%
Short Sale	Closed Sales	1	0	N/A
	Median Sale Price	\$270,000	(No Sales)	N/A

