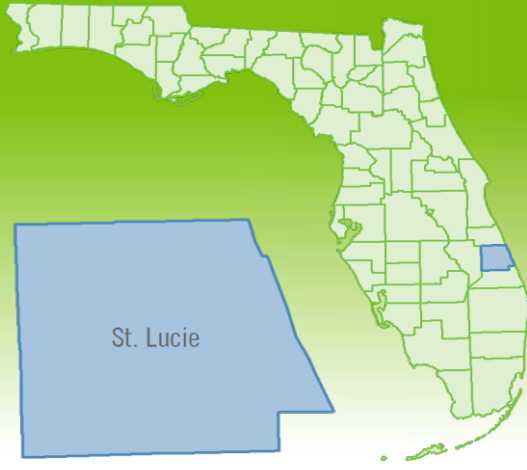


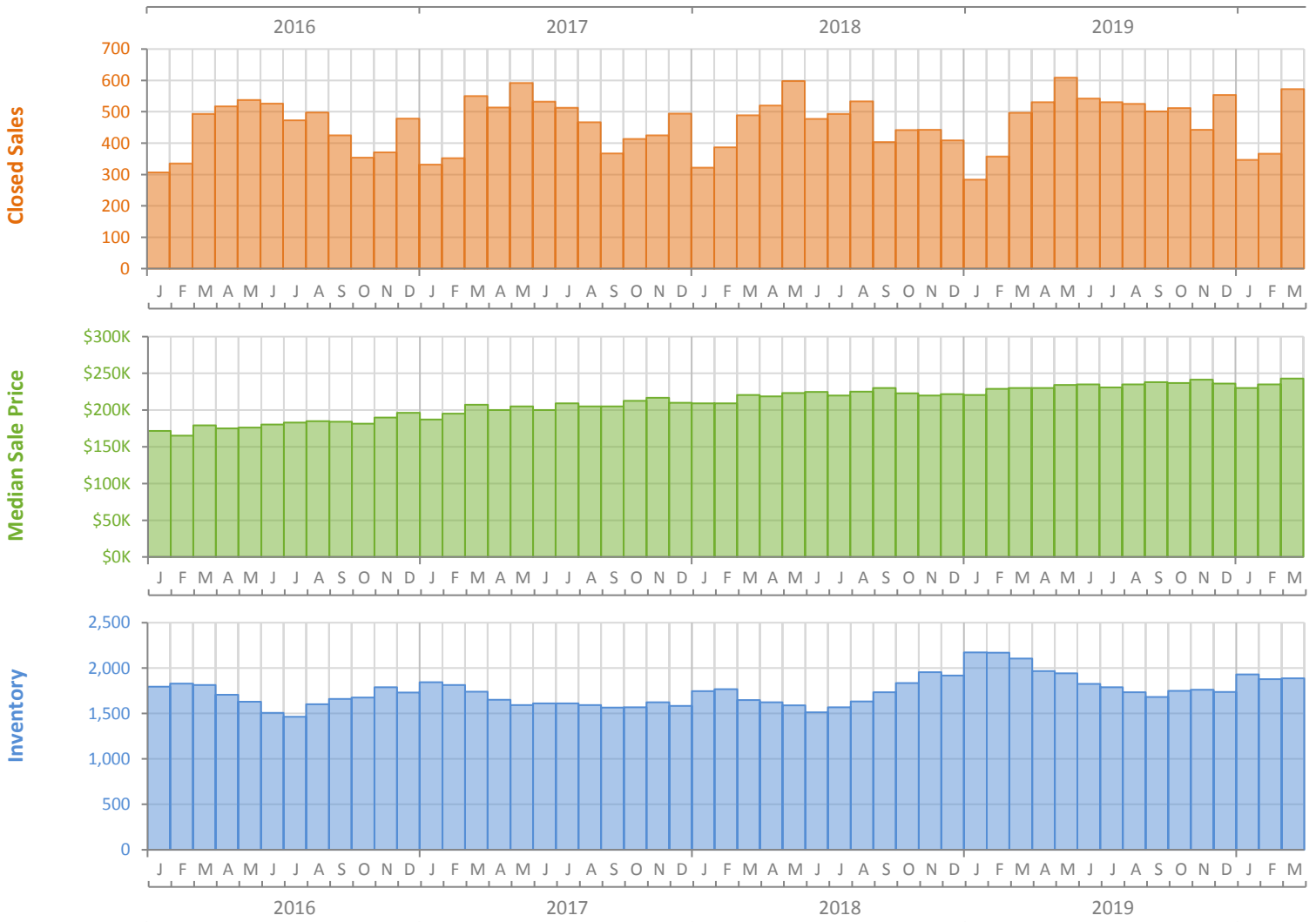
Monthly Market Summary - March 2020

Single Family Homes

St. Lucie County



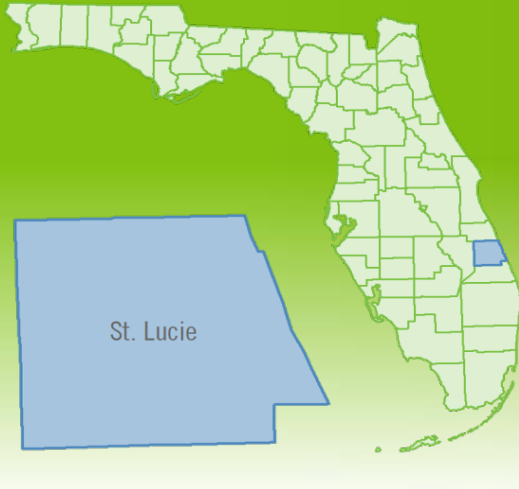
	March 2020	March 2019	Percent Change Year-over-Year
Closed Sales	572	497	15.1%
Paid in Cash	157	112	40.2%
Median Sale Price	\$242,743	\$230,000	5.5%
Average Sale Price	\$258,623	\$251,400	2.9%
Dollar Volume	\$147.9 Million	\$124.9 Million	18.4%
Med. Pct. of Orig. List Price Received	97.1%	95.8%	1.4%
Median Time to Contract	42 Days	56 Days	-25.0%
Median Time to Sale	84 Days	98 Days	-14.3%
New Pending Sales	590	599	-1.5%
New Listings	681	702	-3.0%
Pending Inventory	996	915	8.9%
Inventory (Active Listings)	1,888	2,104	-10.3%
Months Supply of Inventory	3.8	4.6	-17.4%



Monthly Distressed Market - March 2020

Single Family Homes

St. Lucie County



		March 2020	March 2019	Percent Change Year-over-Year
Traditional	Closed Sales	562	483	16.4%
	Median Sale Price	\$243,293	\$230,458	5.6%
Foreclosure/REO	Closed Sales	6	12	-50.0%
	Median Sale Price	\$190,000	\$184,555	3.0%
Short Sale	Closed Sales	4	2	100.0%
	Median Sale Price	\$184,485	\$192,000	-3.9%

