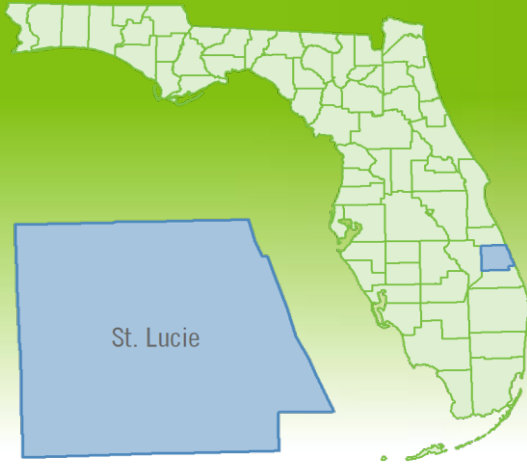


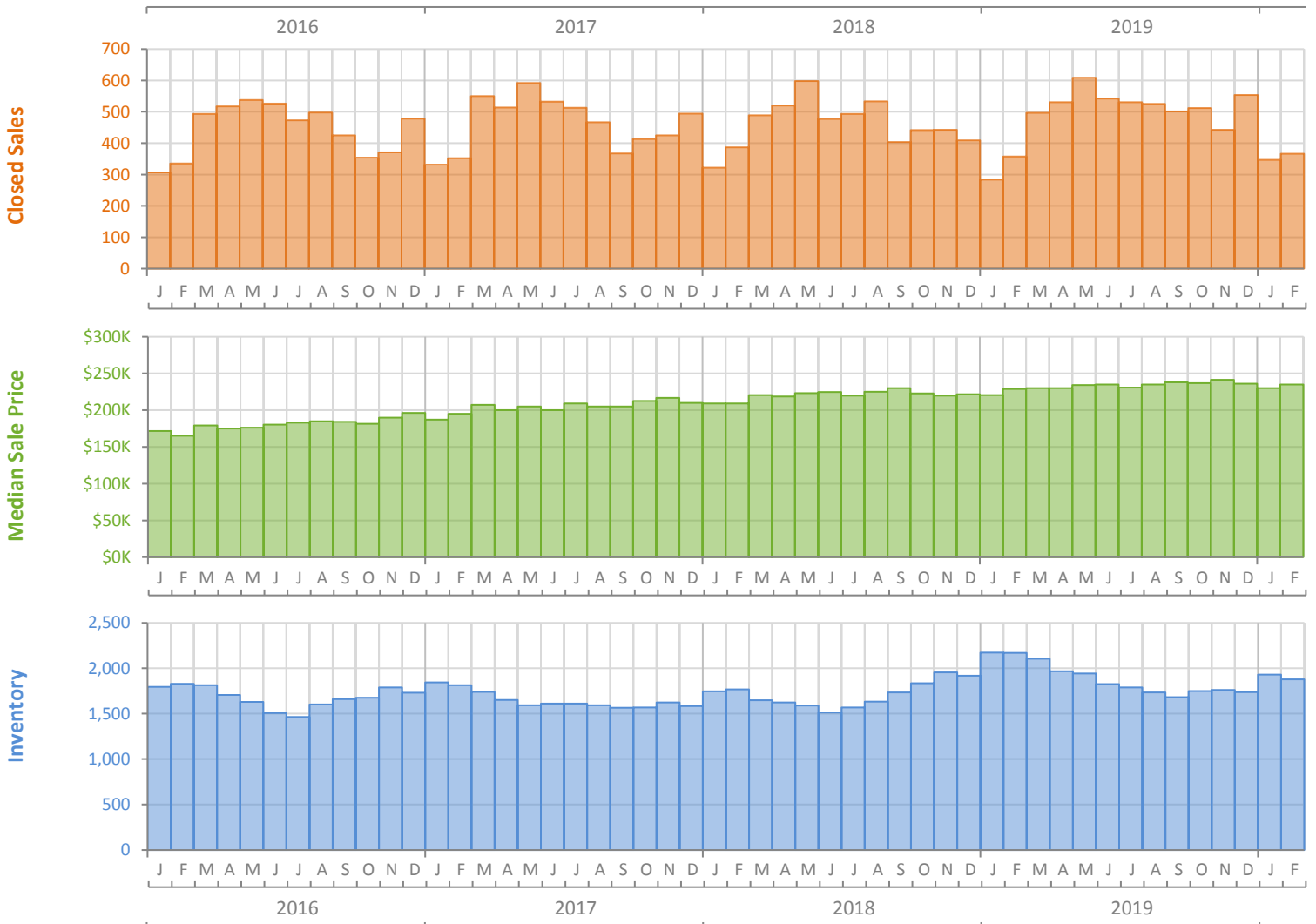
Monthly Market Summary - February 2020

Single Family Homes

St. Lucie County



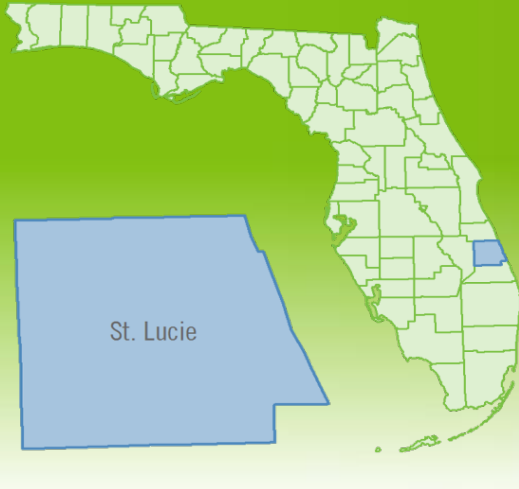
	February 2020	February 2019	Percent Change Year-over-Year
Closed Sales	366	357	2.5%
Paid in Cash	101	86	17.4%
Median Sale Price	\$235,000	\$229,000	2.6%
Average Sale Price	\$250,374	\$239,820	4.4%
Dollar Volume	\$91.6 Million	\$85.6 Million	7.0%
Med. Pct. of Orig. List Price Received	96.7%	95.6%	1.2%
Median Time to Contract	53 Days	63 Days	-15.9%
Median Time to Sale	96 Days	102 Days	-5.9%
New Pending Sales	651	515	26.4%
New Listings	681	624	9.1%
Pending Inventory	1,064	865	23.0%
Inventory (Active Listings)	1,877	2,171	-13.5%
Months Supply of Inventory	3.8	4.8	-20.8%



Monthly Distressed Market - February 2020

Single Family Homes

St. Lucie County



		February 2020	February 2019	Percent Change Year-over-Year
Traditional	Closed Sales	346	339	2.1%
	Median Sale Price	\$239,450	\$230,000	4.1%
Foreclosure/REO	Closed Sales	17	18	-5.6%
	Median Sale Price	\$165,000	\$174,000	-5.2%
Short Sale	Closed Sales	3	0	N/A
	Median Sale Price	\$209,900	(No Sales)	N/A

