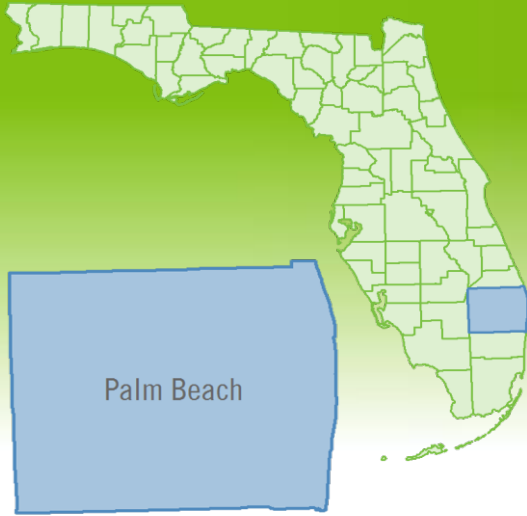


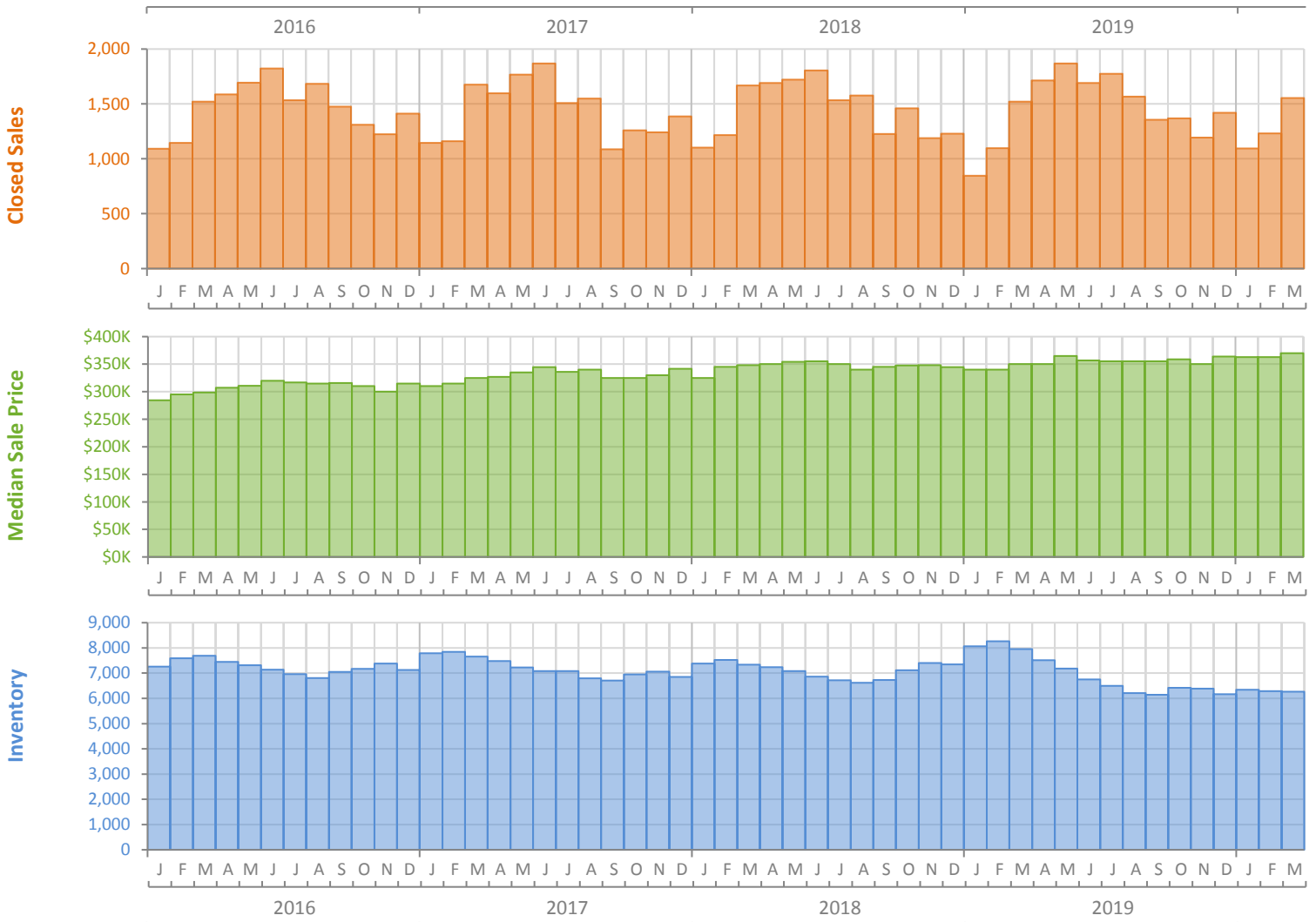
Monthly Market Summary - March 2020

Single Family Homes

Palm Beach County



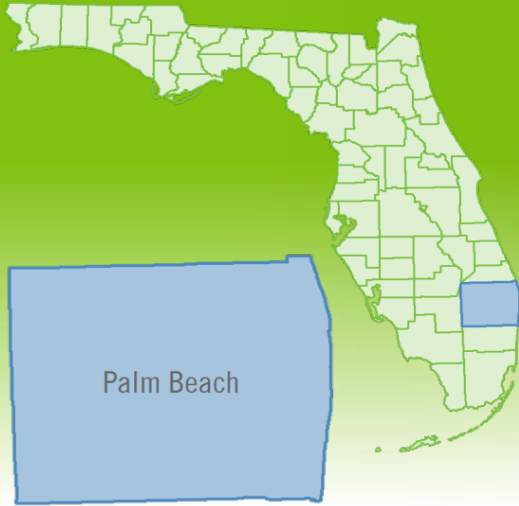
	March 2020	March 2019	Percent Change Year-over-Year
Closed Sales	1,554	1,521	2.2%
Paid in Cash	510	499	2.2%
Median Sale Price	\$370,000	\$350,000	5.7%
Average Sale Price	\$611,000	\$547,778	11.5%
Dollar Volume	\$949.5 Million	\$833.2 Million	14.0%
Med. Pct. of Orig. List Price Received	95.4%	94.3%	1.2%
Median Time to Contract	44 Days	62 Days	-29.0%
Median Time to Sale	88 Days	102 Days	-13.7%
New Pending Sales	1,350	1,950	-30.8%
New Listings	1,908	2,148	-11.2%
Pending Inventory	2,511	3,071	-18.2%
Inventory (Active Listings)	6,265	7,959	-21.3%
Months Supply of Inventory	4.2	5.7	-26.3%



Monthly Distressed Market - March 2020

Single Family Homes

Palm Beach County



		March 2020	March 2019	Percent Change Year-over-Year
Traditional	Closed Sales	1,513	1,466	3.2%
	Median Sale Price	\$370,000	\$355,000	4.2%
Foreclosure/REO	Closed Sales	34	45	-24.4%
	Median Sale Price	\$297,975	\$269,900	10.4%
Short Sale	Closed Sales	7	10	-30.0%
	Median Sale Price	\$299,250	\$273,000	9.6%

