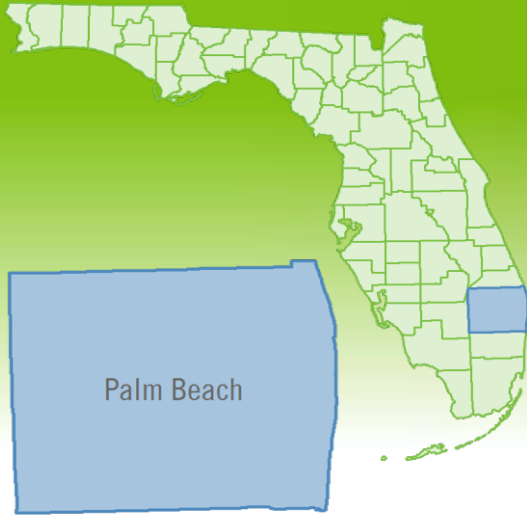


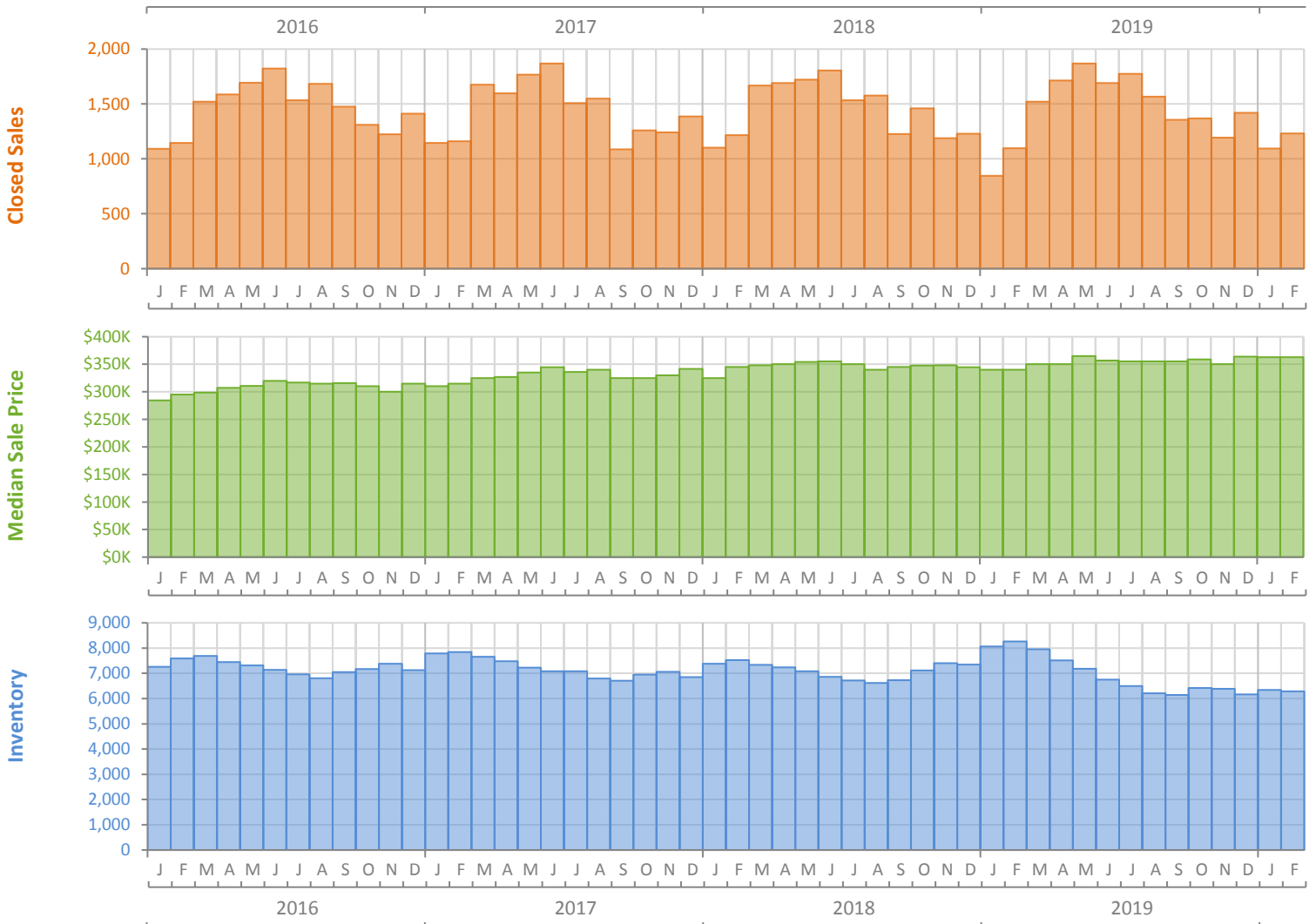
# Monthly Market Summary - February 2020

## Single Family Homes

### Palm Beach County



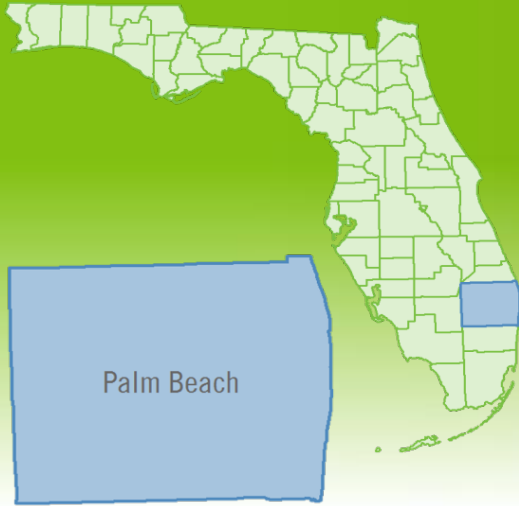
	February 2020	February 2019	Percent Change Year-over-Year
Closed Sales	1,233	1,098	12.3%
Paid in Cash	438	430	1.9%
Median Sale Price	\$363,000	\$340,000	6.8%
Average Sale Price	\$608,819	\$530,109	14.8%
Dollar Volume	\$750.7 Million	\$582.1 Million	29.0%
Med. Pct. of Orig. List Price Received	95.0%	94.3%	0.7%
Median Time to Contract	61 Days	61 Days	0.0%
Median Time to Sale	103 Days	100 Days	3.0%
New Pending Sales	1,898	1,682	12.8%
New Listings	2,039	2,230	-8.6%
Pending Inventory	2,958	2,785	6.2%
Inventory (Active Listings)	6,282	8,269	-24.0%
Months Supply of Inventory	4.2	5.8	-27.6%



# Monthly Distressed Market - February 2020

## Single Family Homes

### Palm Beach County



		February 2020	February 2019	Percent Change Year-over-Year
Traditional	Closed Sales	1,197	1,048	14.2%
	Median Sale Price	\$370,000	\$350,000	5.7%
Foreclosure/REO	Closed Sales	27	42	-35.7%
	Median Sale Price	\$267,750	\$233,140	14.8%
Short Sale	Closed Sales	9	8	12.5%
	Median Sale Price	\$285,000	\$241,000	18.3%

