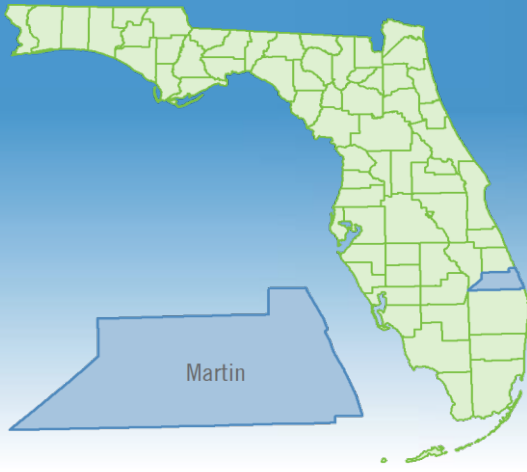


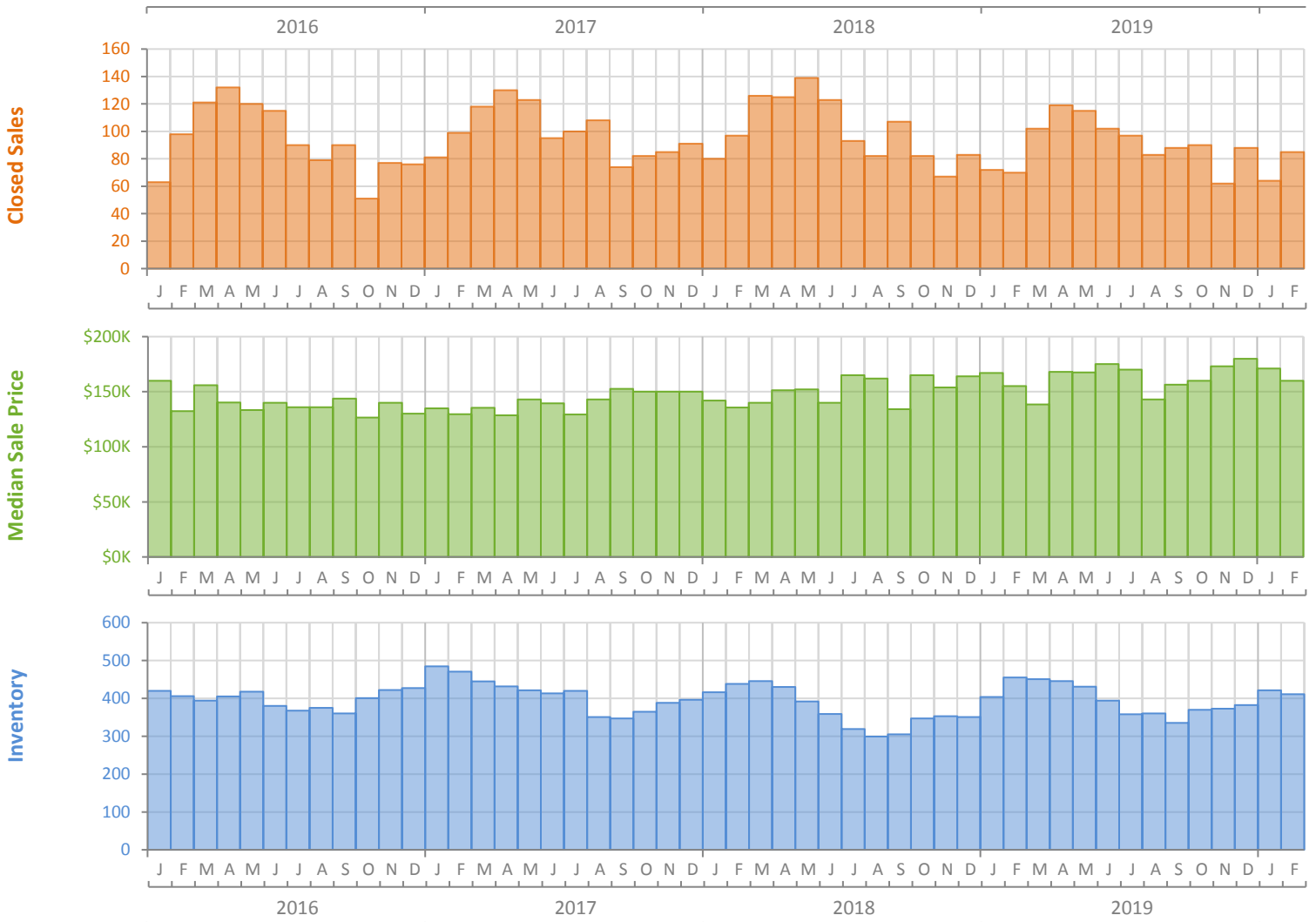
Monthly Market Summary - February 2020

Townhouses and Condos

Martin County



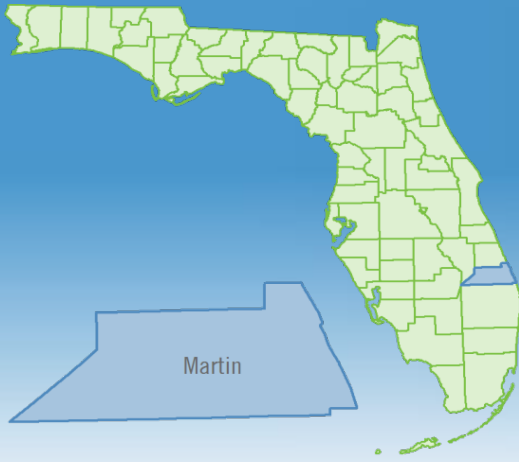
	February 2020	February 2019	Percent Change Year-over-Year
Closed Sales	85	70	21.4%
Paid in Cash	55	49	12.2%
Median Sale Price	\$160,000	\$155,000	3.2%
Average Sale Price	\$214,004	\$195,794	9.3%
Dollar Volume	\$18.2 Million	\$13.7 Million	32.7%
Med. Pct. of Orig. List Price Received	95.5%	96.1%	-0.6%
Median Time to Contract	48 Days	20 Days	140.0%
Median Time to Sale	88 Days	57 Days	54.4%
New Pending Sales	129	98	31.6%
New Listings	135	169	-20.1%
Pending Inventory	175	168	4.2%
Inventory (Active Listings)	411	455	-9.7%
Months Supply of Inventory	4.5	4.7	-4.3%



Monthly Distressed Market - February 2020

Townhouses and Condos

Martin County



		February 2020	February 2019	Percent Change Year-over-Year
Traditional	Closed Sales	83	70	18.6%
	Median Sale Price	\$160,000	\$155,000	3.2%
Foreclosure/REO	Closed Sales	2	0	N/A
	Median Sale Price	\$181,500	(No Sales)	N/A
Short Sale	Closed Sales	0	0	N/A
	Median Sale Price	(No Sales)	(No Sales)	N/A

