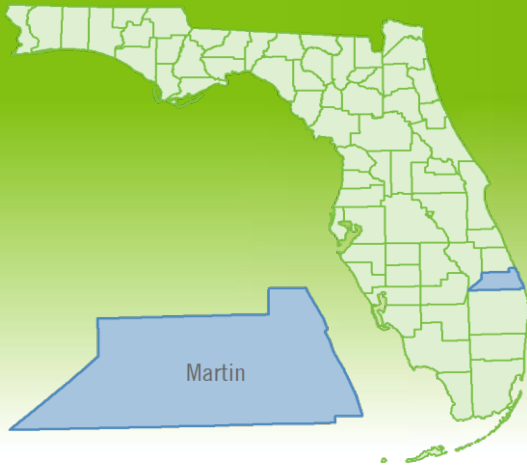


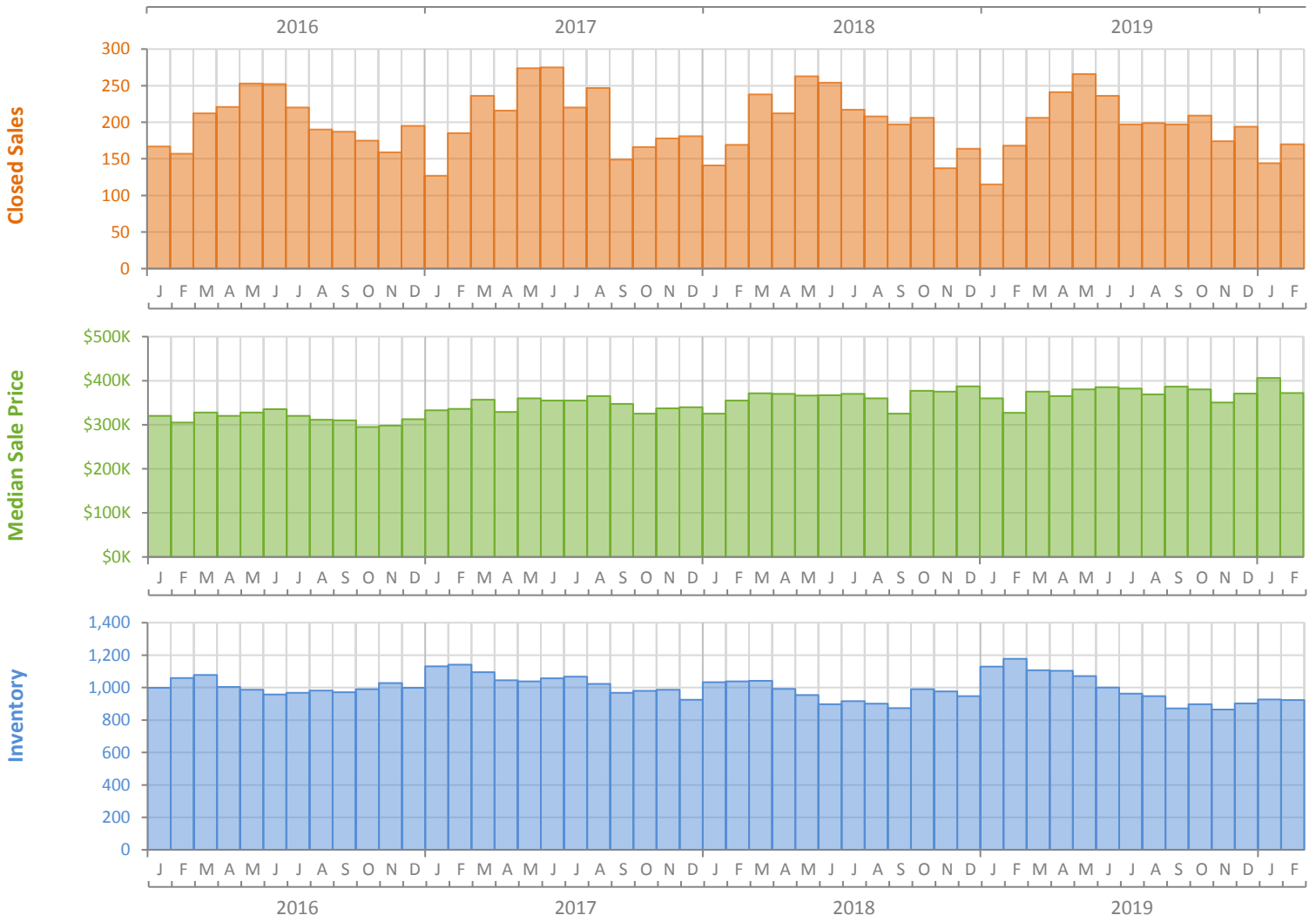
Monthly Market Summary - February 2020

Single Family Homes

Martin County



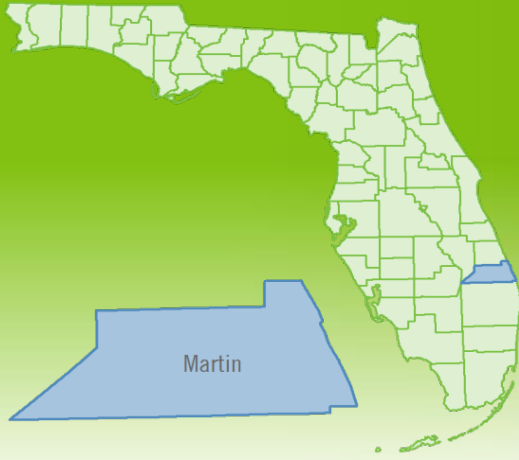
| | February 2020 | February 2019 | Percent Change Year-over-Year |
|--|-----------------|----------------|-------------------------------|
| Closed Sales | 170 | 168 | 1.2% |
| Paid in Cash | 71 | 74 | -4.1% |
| Median Sale Price | \$372,000 | \$327,000 | 13.8% |
| Average Sale Price | \$628,941 | \$458,903 | 37.1% |
| Dollar Volume | \$106.9 Million | \$77.1 Million | 38.7% |
| Med. Pct. of Orig. List Price Received | 95.3% | 95.0% | 0.3% |
| Median Time to Contract | 51 Days | 49 Days | 4.1% |
| Median Time to Sale | 90 Days | 94 Days | -4.3% |
| New Pending Sales | 251 | 236 | 6.4% |
| New Listings | 297 | 329 | -9.7% |
| Pending Inventory | 387 | 358 | 8.1% |
| Inventory (Active Listings) | 923 | 1,178 | -21.6% |
| Months Supply of Inventory | 4.6 | 5.9 | -22.0% |



Monthly Distressed Market - February 2020

Single Family Homes

Martin County



| | | February 2020 | February 2019 | Percent Change Year-over-Year |
|-----------------|-------------------|---------------|---------------|-------------------------------|
| Traditional | Closed Sales | 165 | 162 | 1.9% |
| | Median Sale Price | \$376,000 | \$330,000 | 13.9% |
| Foreclosure/REO | Closed Sales | 3 | 5 | -40.0% |
| | Median Sale Price | \$310,000 | \$240,000 | 29.2% |
| Short Sale | Closed Sales | 2 | 1 | 100.0% |
| | Median Sale Price | \$199,875 | \$135,000 | 48.1% |

