

# MIAMI GLOBAL

The Power of Worldwide Partnerships, Events & Opportunities

April 2021

## Top countries visiting MiamiRealtors.com:

1. Colombia
2. Argentina
3. Venezuela
4. Canada
5. Brazil
6. Mexico
7. Spain
8. India
9. Puerto Rico
10. Philippines

April 2021

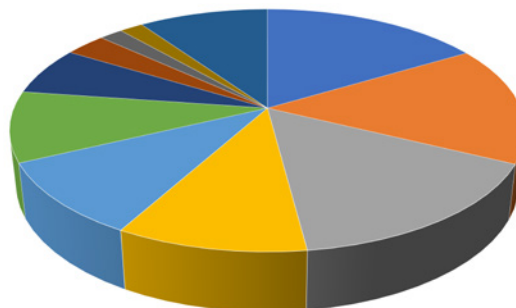
## Top states visiting MiamiRealtors.com:

1. California
2. Texas
3. Georgia
4. New York
5. Virginia
6. Iowa
7. Washington
8. North Carolina
9. Wyoming
10. Illinois

## Miami Association News Coverage YTD 2021 - News by DMA

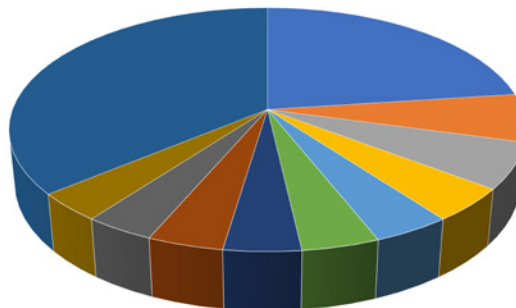
### News by Country

Excluding U.S.



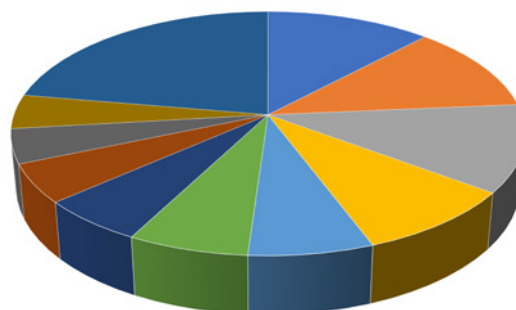
Color	Name	No. of Clips	Pct.
Blue	United Kingdom	112	16.7%
Orange	India	108	16.1%
Grey	Canada	107	16.0%
Yellow	Brazil	69	10.3%
Light Blue	Australia	67	10.0%
Green	New Zealand	64	9.6%
Dark Blue	Indonesia	44	6.6%
Brown	Germany	21	3.1%
Dark Grey	Hong Kong	12	1.8%
Olive	Mexico	12	1.8%
Dark Blue	Other	66	9.9%

### News by State



Color	Name	No. of Clips	Pct.
Blue	New York	348	12.0%
Orange	California	335	11.6%
Grey	Pennsylvania	334	11.5%
Yellow	Texas	263	9.1%
Light Blue	Indiana	197	6.8%
Green	Ohio	191	6.6%
Dark Blue	Florida	169	5.8%
Brown	Michigan	148	5.1%
Dark Grey	Mississippi	131	4.5%
Olive	Oklahoma	131	4.5%
Dark Blue	Other	645	22.3%

### News by DMA Designated Market Area



Color	Name	No. of Clips	Pct.
Blue	National	717	22.9%
Orange	Johnstown-Altoona, PA	199	6.4%
Grey	Lima, OH	190	6.1%
Yellow	Miami-Ft. Lauderdale, FL	140	4.5%
Light Blue	Columbus, MS	131	4.2%
Green	Fort Wayne, IN	131	4.2%
Dark Blue	Little Rock-Pine Bluff, AR	130	4.2%
Brown	Buffalo, NY	128	4.1%
Dark Grey	San Francisco, CA	118	3.8%
Olive	Detroit, MI	117	3.7%
Dark Blue	Other	1128	36.0%