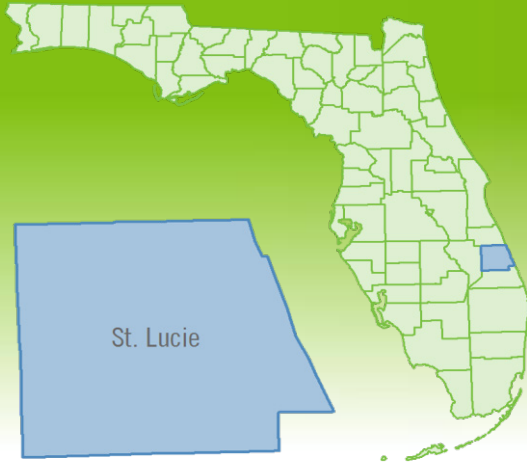


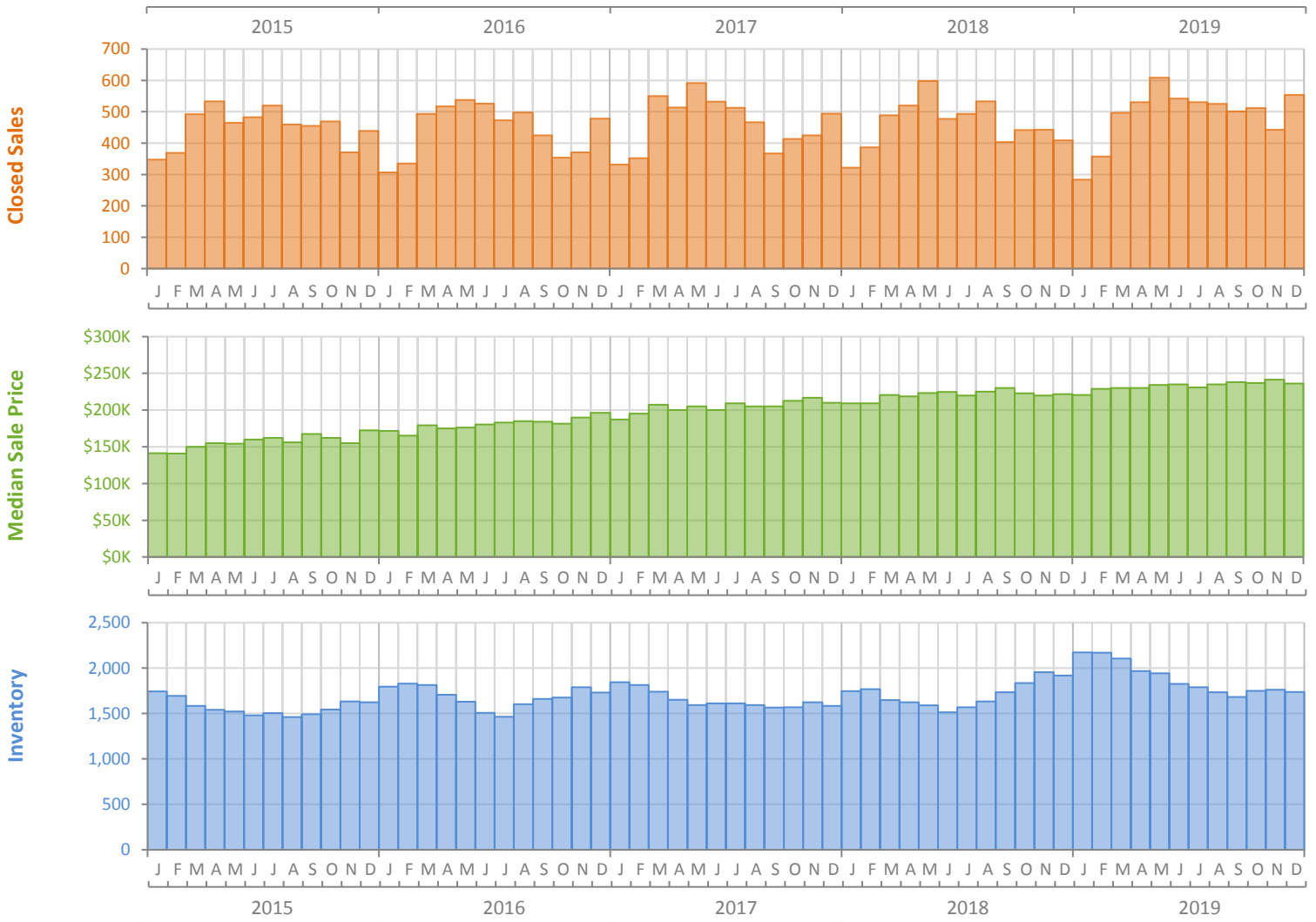
Monthly Market Summary - December 2019

Single Family Homes

St. Lucie County



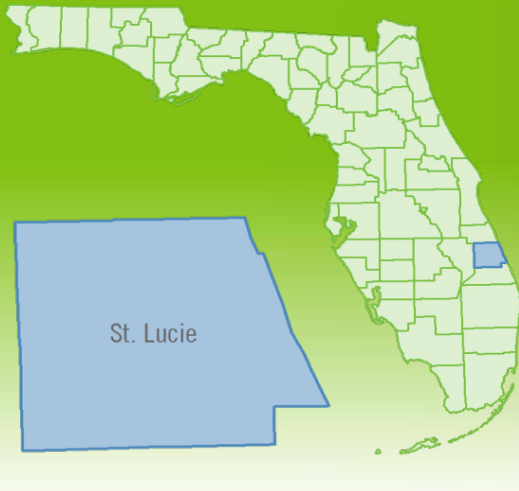
	December 2019	December 2018	Percent Change Year-over-Year
Closed Sales	554	409	35.5%
Paid in Cash	112	103	8.7%
Median Sale Price	\$236,000	\$221,600	6.5%
Average Sale Price	\$247,863	\$234,242	5.8%
Dollar Volume	\$137.3 Million	\$95.8 Million	43.3%
Med. Pct. of Orig. List Price Received	97.1%	96.1%	1.0%
Median Time to Contract	36 Days	39 Days	-7.7%
Median Time to Sale	77 Days	81 Days	-4.9%
New Pending Sales	401	347	15.6%
New Listings	500	422	18.5%
Pending Inventory	652	600	8.7%
Inventory (Active Listings)	1,738	1,917	-9.3%
Months Supply of Inventory	3.5	4.2	-16.7%



Monthly Distressed Market - December 2019

Single Family Homes

St. Lucie County



		December 2019	December 2018	Percent Change Year-over-Year
Traditional	Closed Sales	534	386	38.3%
	Median Sale Price	\$238,950	\$225,000	6.2%
Foreclosure/REO	Closed Sales	19	23	-17.4%
	Median Sale Price	\$176,176	\$157,581	11.8%
Short Sale	Closed Sales	1	0	N/A
	Median Sale Price	\$162,000	(No Sales)	N/A

