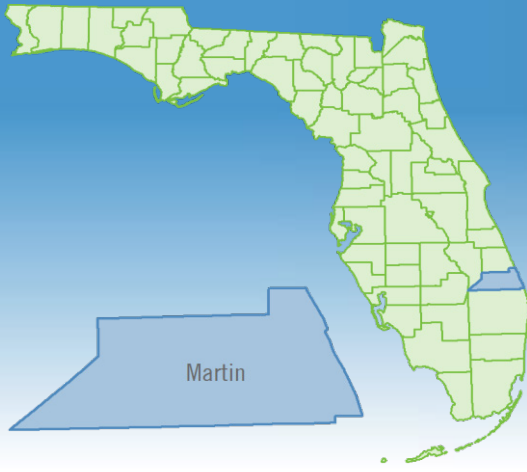


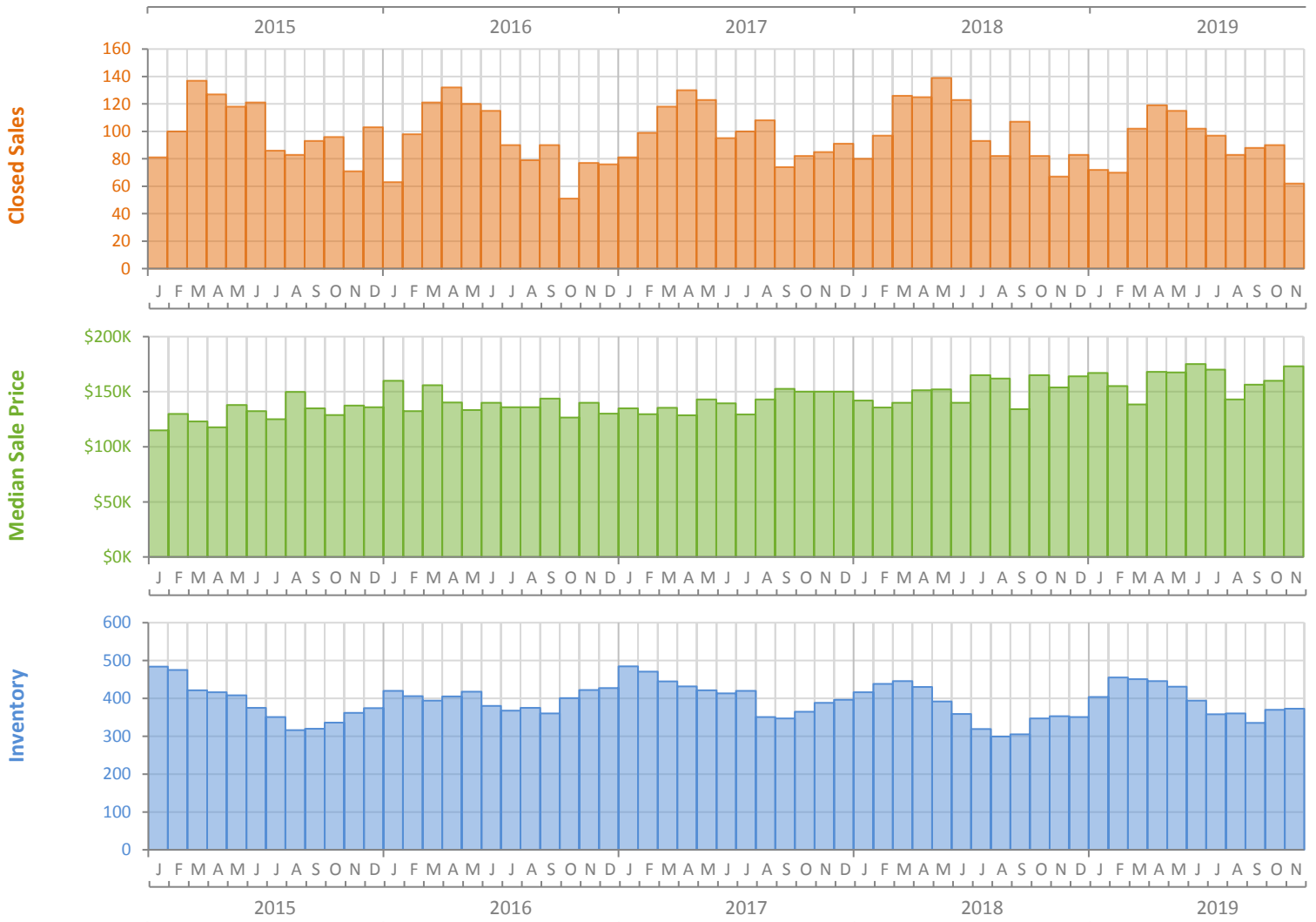
Monthly Market Summary - November 2019

Townhouses and Condos

Martin County



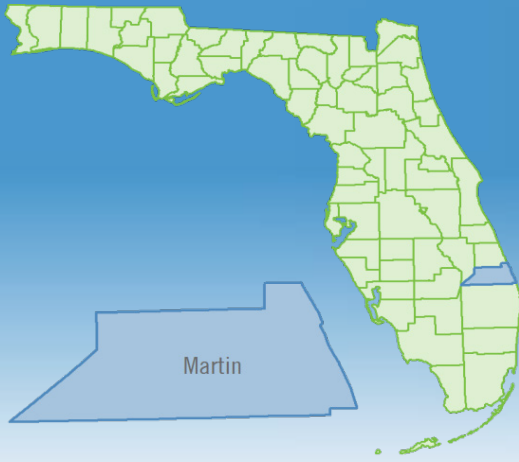
	November 2019	November 2018	Percent Change Year-over-Year
Closed Sales	62	67	-7.5%
Paid in Cash	31	36	-13.9%
Median Sale Price	\$173,000	\$153,750	12.5%
Average Sale Price	\$199,067	\$191,678	3.9%
Dollar Volume	\$12.3 Million	\$12.8 Million	-3.9%
Med. Pct. of Orig. List Price Received	94.8%	95.8%	-1.0%
Median Time to Contract	30 Days	28 Days	7.1%
Median Time to Sale	59 Days	66 Days	-10.6%
New Pending Sales	73	87	-16.1%
New Listings	111	109	1.8%
Pending Inventory	130	133	-2.3%
Inventory (Active Listings)	373	353	5.7%
Months Supply of Inventory	4.1	3.5	17.1%



Monthly Distressed Market - November 2019

Townhouses and Condos

Martin County



		November 2019	November 2018	Percent Change Year-over-Year
Traditional	Closed Sales	62	66	-6.1%
	Median Sale Price	\$173,000	\$152,500	13.4%
Foreclosure/REO	Closed Sales	0	1	-100.0%
	Median Sale Price	(No Sales)	\$214,000	N/A
Short Sale	Closed Sales	0	0	N/A
	Median Sale Price	(No Sales)	(No Sales)	N/A

