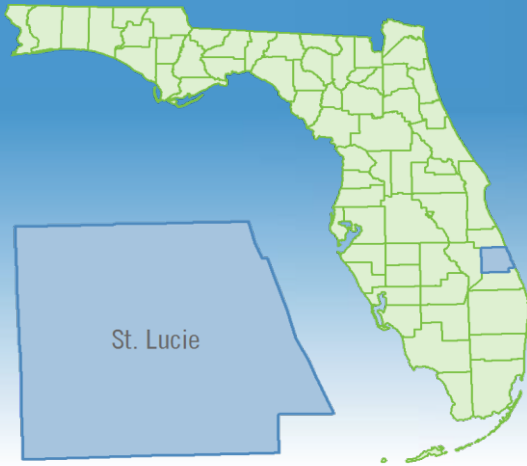


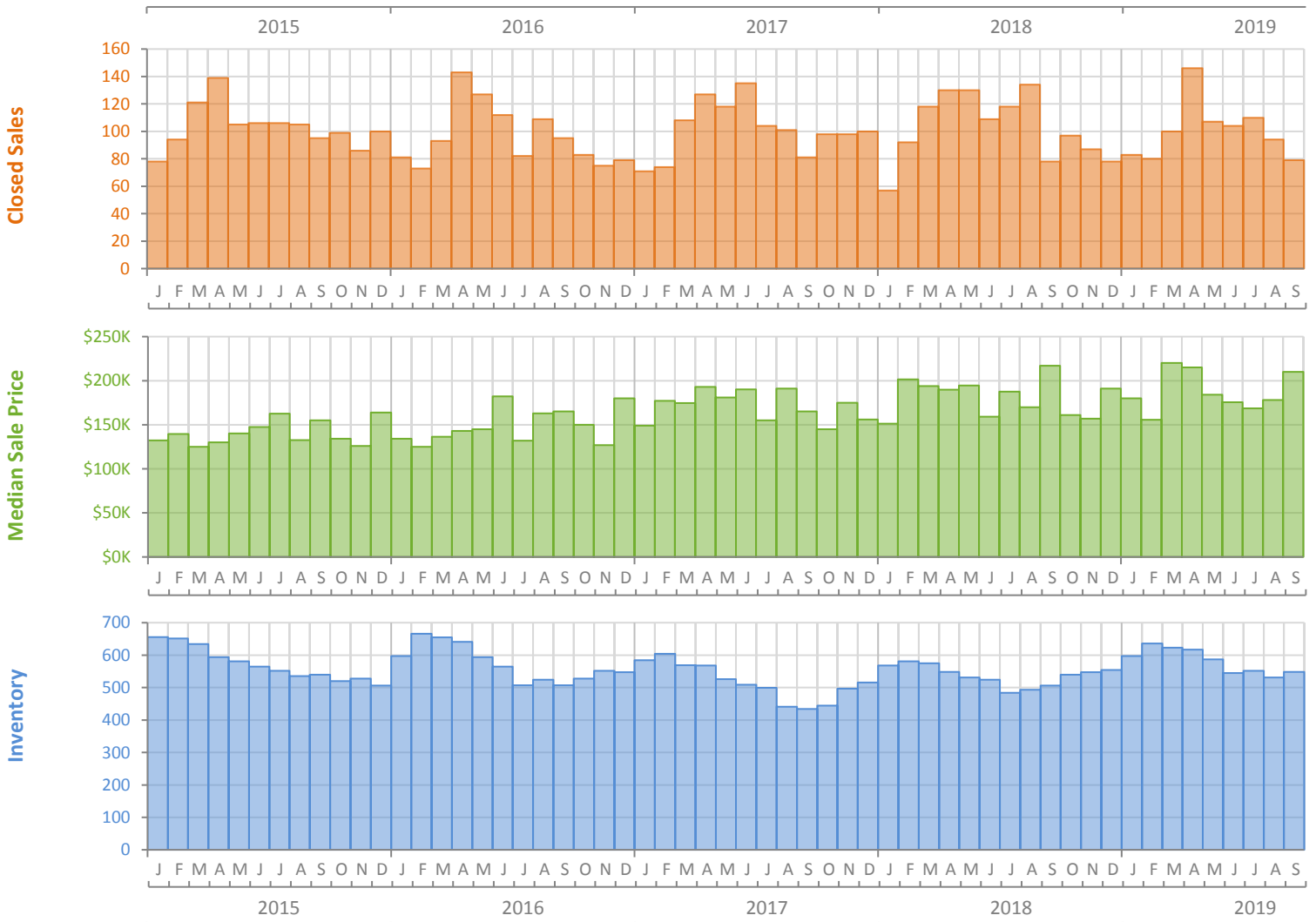
Monthly Market Summary - September 2019

Townhouses and Condos

St. Lucie County



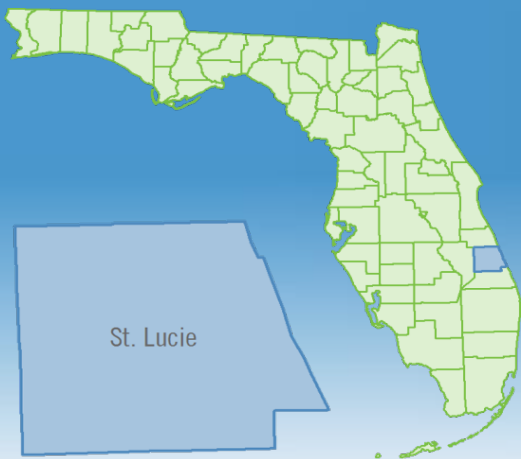
	September 2019	September 2018	Percent Change Year-over-Year
Closed Sales	79	78	1.3%
Paid in Cash	36	49	-26.5%
Median Sale Price	\$210,000	\$217,075	-3.3%
Average Sale Price	\$235,011	\$285,894	-17.8%
Dollar Volume	\$18.6 Million	\$22.3 Million	-16.7%
Med. Pct. of Orig. List Price Received	95.2%	93.9%	1.4%
Median Time to Contract	63 Days	46 Days	37.0%
Median Time to Sale	99 Days	95 Days	4.2%
New Pending Sales	71	80	-11.3%
New Listings	137	128	7.0%
Pending Inventory	115	127	-9.4%
Inventory (Active Listings)	548	506	8.3%
Months Supply of Inventory	5.6	4.8	16.7%



Monthly Distressed Market - September 2019

Townhouses and Condos

St. Lucie County



		September 2019	September 2018	Percent Change Year-over-Year
Traditional	Closed Sales	76	77	-1.3%
	Median Sale Price	\$212,000	\$222,500	-4.7%
Foreclosure/REO	Closed Sales	2	1	100.0%
	Median Sale Price	\$220,500	\$105,000	110.0%
Short Sale	Closed Sales	1	0	N/A
	Median Sale Price	\$205,000	(No Sales)	N/A

