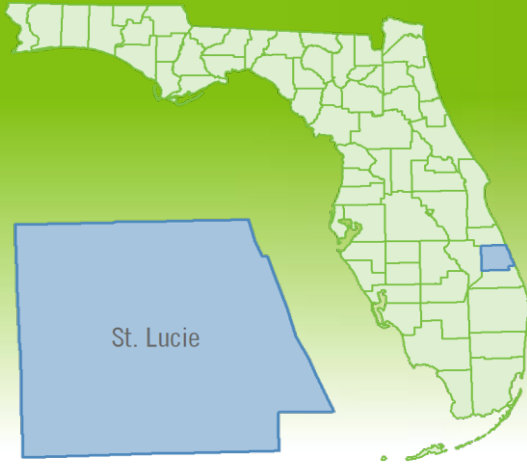


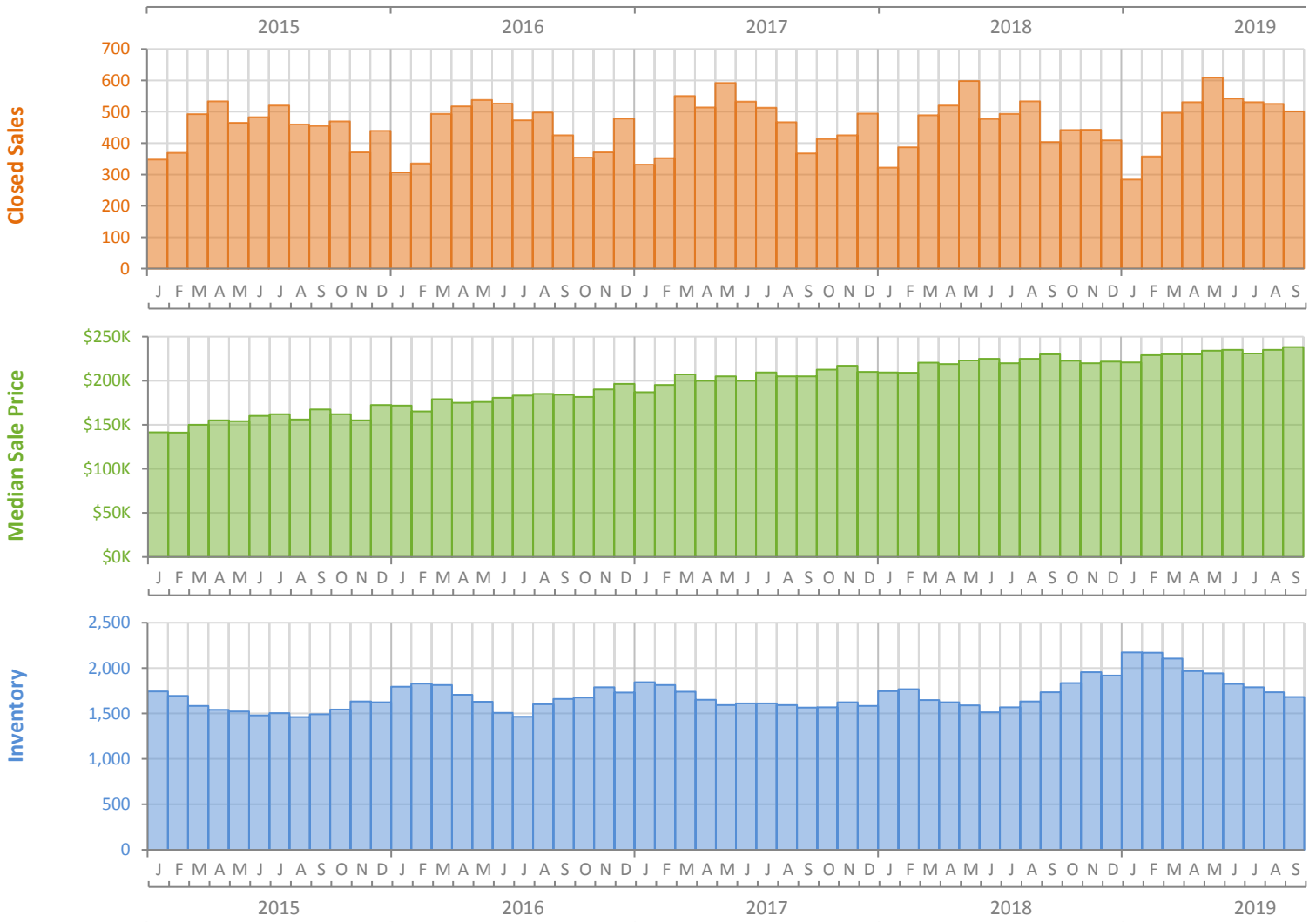
Monthly Market Summary - September 2019

Single Family Homes

St. Lucie County



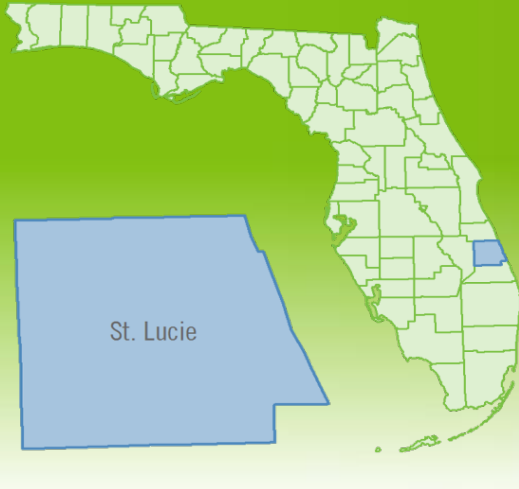
	September 2019	September 2018	Percent Change Year-over-Year
Closed Sales	501	404	24.0%
Paid in Cash	113	102	10.8%
Median Sale Price	\$238,093	\$230,000	3.5%
Average Sale Price	\$251,550	\$239,432	5.1%
Dollar Volume	\$126.0 Million	\$96.7 Million	30.3%
Med. Pct. of Orig. List Price Received	96.4%	96.7%	-0.3%
Median Time to Contract	47 Days	39 Days	20.5%
Median Time to Sale	93 Days	80 Days	16.3%
New Pending Sales	492	418	17.7%
New Listings	556	595	-6.6%
Pending Inventory	853	794	7.4%
Inventory (Active Listings)	1,681	1,734	-3.1%
Months Supply of Inventory	3.6	3.7	-2.7%



Monthly Distressed Market - September 2019

Single Family Homes

St. Lucie County



		September 2019	September 2018	Percent Change Year-over-Year
Traditional	Closed Sales	487	381	27.8%
	Median Sale Price	\$239,543	\$231,800	3.3%
Foreclosure/REO	Closed Sales	11	21	-47.6%
	Median Sale Price	\$165,000	\$192,000	-14.1%
Short Sale	Closed Sales	3	2	50.0%
	Median Sale Price	\$290,000	\$179,000	62.0%

