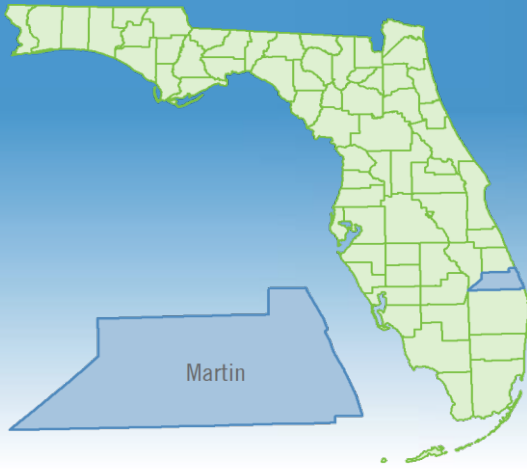


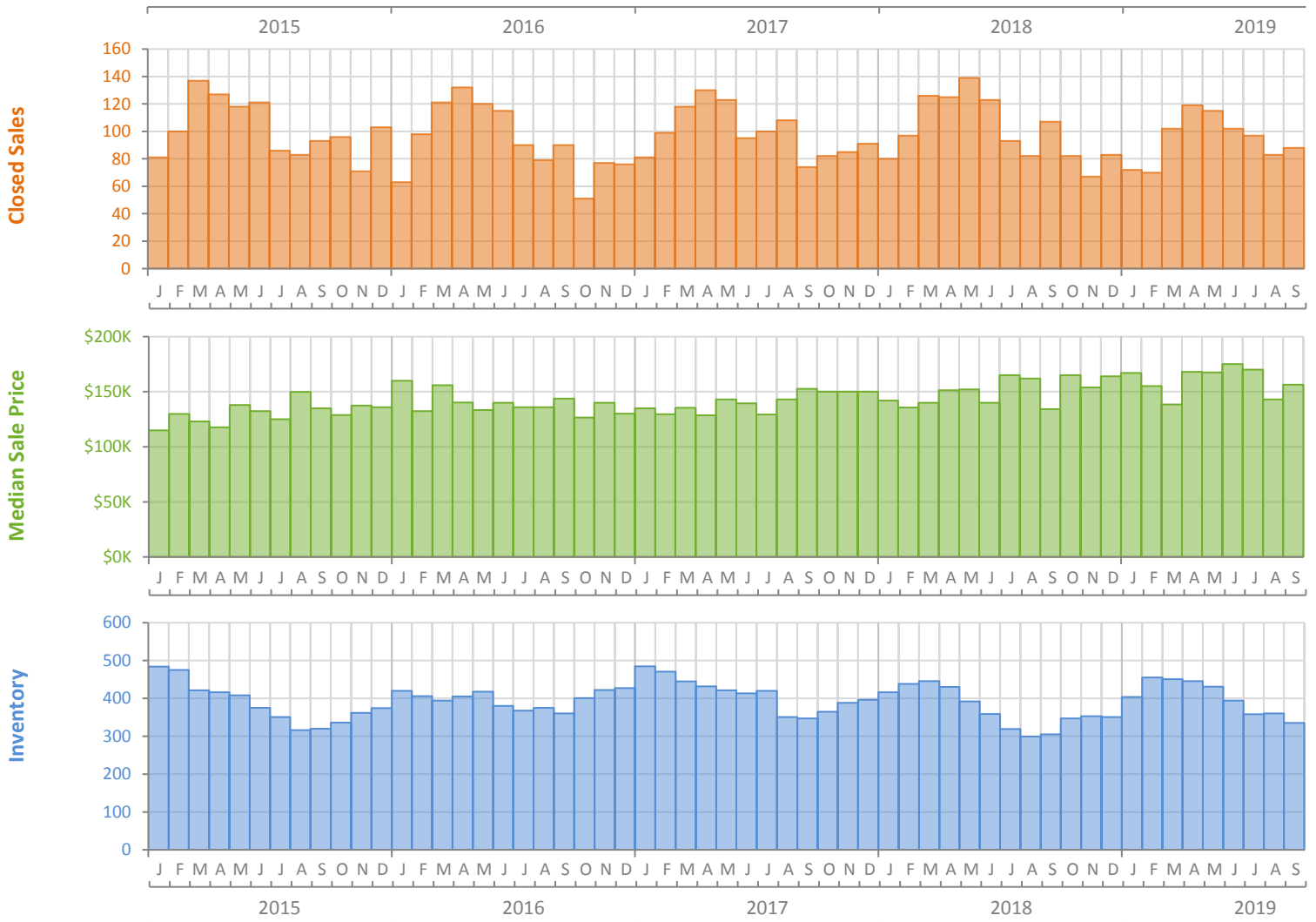
# Monthly Market Summary - September 2019

## Townhouses and Condos

### Martin County



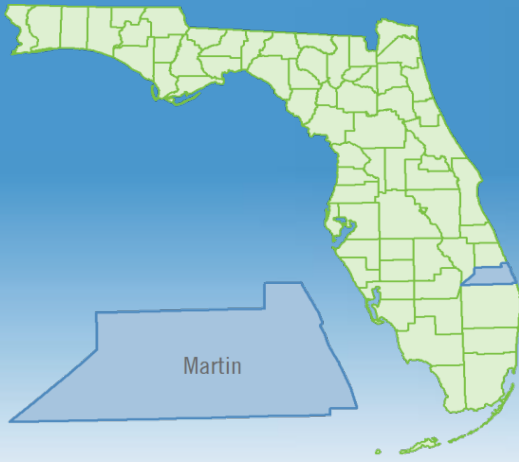
	September 2019	September 2018	Percent Change Year-over-Year
Closed Sales	88	107	-17.8%
Paid in Cash	54	63	-14.3%
Median Sale Price	\$156,500	\$134,000	16.8%
Average Sale Price	\$190,425	\$147,657	29.0%
Dollar Volume	\$16.8 Million	\$15.8 Million	6.1%
Med. Pct. of Orig. List Price Received	94.8%	93.2%	1.7%
Median Time to Contract	57 Days	35 Days	62.9%
Median Time to Sale	102 Days	70 Days	45.7%
New Pending Sales	74	63	17.5%
New Listings	82	96	-14.6%
Pending Inventory	121	125	-3.2%
Inventory (Active Listings)	335	305	9.8%
Months Supply of Inventory	3.7	3.0	23.3%



# Monthly Distressed Market - September 2019

## Townhouses and Condos

### Martin County



		September 2019	September 2018	Percent Change Year-over-Year
Traditional	Closed Sales	85	104	-18.3%
	Median Sale Price	\$158,000	\$134,000	17.9%
Foreclosure/REO	Closed Sales	3	3	0.0%
	Median Sale Price	\$127,000	\$152,000	-16.4%
Short Sale	Closed Sales	0	0	N/A
	Median Sale Price	(No Sales)	(No Sales)	N/A

